

**Tür- und Haustelefonie  
Teil 1, Ausgabe A**  
Planung und Installation

**Door and In-House  
Communication  
Part 1, edition A**  
Planning and Installation

**Téléphonie de porte et  
téléphonie intérieure  
Partie 1, édition A**  
Projection et installation

**Citofonia  
e comunicazione interna  
Parte 1, Edizione A**  
Progettazione e installazione

**Deur- en huistelefonie  
Deel 1, uitgave A**  
Planning en installatie

**Dør- og huistelefoni  
Del 1, udgave A**  
Projektering og installation

**Port- och huistelefonssystem  
Del 1, utgåva A**  
Planering och installation



---

**Inhaltsangabe Deutsch** 4 **Inholdsfortegnelse Dansk** 14

**Achtung**

Ausführliche Erklärungen siehe:  
"Tür- und Haustelexphonie Teil 2,  
Ausgabe A  
Erläuterungen zur Planung und  
Installation" (Textbuch)  
Techn. Beratung: 0 77 23/ 6 33 75

---

**Contents English** 6

**Attention**

Detailed explanation see:  
"Door and In-House Communication  
part 2, edition A.  
Explaining to planning and installation  
manual" (Text manual)  
For technical advice phone:  
Your importer/ representation

---

**Sommaire en Français** 8

**Attention**

Pour les explication complémentaires  
voir:  
"Téléphonie de porte et téléphonie  
intérieure partie 2, édition A.  
Explication relatives à la projection et à  
l'installation" (Guide technique)  
Conseil technique:  
Voir les représentations

---

**Indice Italiano** 10

**Attenzione**

Istruzioni dettagliate e brescrizioni sui:  
"Citofonia e comunicazione interna,  
Parte 2, Editione A.  
Informatione per la progettazione e  
installazione" (manuale testi)  
Consulenza tecnica :  
Sui rappresentanze

---

**Inhoud B/NL** 12

**Let op**

Zie voor uitgebreide technische  
informatie:  
"Deur-en huistelexphonie deel 2,  
uitgave A.  
Aanvulling op Planning en installatie"  
(Tekstboek)  
Technische ondersteuning:  
Zie Vertegenwoordiging

---

**Obs**

För utførlig beskrivelse henvises til:  
"Dør- og huistelexfoni del 2, udgave A.  
Tillæg til Projektering og installation"  
Teknisk vejledning: Tel 36 77 24 77

---

**Innhåll Svenska** 16

**Observera**

För utførlig förklaring se:  
"Port- och huistelexfonsystem del 2,  
utgåva A, Planering och installation,  
förklaringar"  
Teknisk konsultation:  
Tel. 8 645 92 00

---

## Planung und Installation

|  |         |       |
|--|---------|-------|
| Anschluß Lichttaster über Schwachstromrelais                 | Bild 1  | 22    |
| Anschluß Lichttaster über ZR 502-0                           | Bild 2  | 22    |
| Anschluß Bewegungsmelder                                     | Bild 3  | 23    |
| Anschluß Bewegungsmelder über ZR 502-0                       | Bild 4a | 24    |
| Anschluß Bewegungsmelder über Treppenhausautomat             | Bild 4b | 24    |
| Anschluß Codeschloßmodul                                     | Bild 5  | 25    |
| Anschluß Nebensignalgerät an AS-2/66a-1                      | Bild 6  | 26    |
| Anschluß Signalgeräte  | Bild 7  | 26    |
| Rufabschaltung mit optischer Signalisation                   | Bild 7a | 27    |
| Zubehör-Taster   | Bild 8  | 27    |
| Zubehör-Schalter   | Bild 9  | 27    |
| Zubehör-Leuchtdiode  | Bild 10 | 27    |
| Läutewerk/ Summer  | Bild 11 | 27    |
| Zubehör-Elektronisches Rufsignal                             | Bild 12 | 27    |
| Zubehör-Drei-Klang-Gong                                      | Bild 13 | 28    |
| Optische Rufanzeige  | Bild 14 | 28    |
| Anschluß Zubehör-Mithörsperre                                | Bild 15 | 28/29 |
| Einbau ZER 622-0 in HT 611-01 (1+n)                          | Bild 16 | 30    |
| Einbau ZAR 622-0 in HT 611-01 (1+n)                          | Bild 17 | 31    |
| Einbau ZSU 522-0 und ZHT 522-0 in HT 401a-01 (1+n)           | Bild 18 | 32    |
| Anschluß Easikey-Controller                                  | Bild 19 | 33    |
| Gegenüberstellung Haustelefone                               | Bild 20 | 34    |
| Gegenüberstellung Türlautsprecher                            | Bild 21 | 35    |
| Gegenüberstellung Haustelefone mithörgesperrt                | Bild 22 | 35    |
| Gegenüberstellung UG 502-0 in Schaltungen AS-2/62-...        | Bild 23 | 36    |
| Gegenüberstellung UG 502-0 in Schaltungen AS-2/70-...        | Bild 24 | 37    |
| Gegenüberstellung UG 502-0/UG 121-... mit 2 Türlautsprechern | Bild 25 | 38    |
| Gegenüberstellung UG 502-0/UG 121-... mit 3 Türlautsprechern | Bild 26 | 39    |

|  | <b>Übersichtsverbindungspläne</b> | <b>Außenschaltpläne</b> |                 |    |
|--|-----------------------------------|-------------------------|-----------------|----|
| <b>Türtelefonie</b>  | ÜV-2/53-1                         | 40                      | AS-2/53-1       | 46 |
|  | ÜV-2/53-2                         | 40                      | AS-2/53-2       | 48 |
| <b>Türtelefonie mithörgesperrt</b>   | ÜV-2/63-1                         | 40                      | AS-2/63-1       | 50 |
|  | ÜV-2/63-2                         | 41                      | AS-2/63-2       | 52 |
| <b>Türtelefonie, Haupt- und Etagen-<br/>türlautsprecher, mithörgesperrt</b>            | ÜV-2/83a-1                        | 41                      | AS-2/83a-1      | 54 |
|  | ÜV-2/83-2                         | 42                      | AS-2/83-2       | 56 |
| <b>Tür- und Haustelesonie</b>  | ÜV-2/73-1                         | 42                      | AS-2/73-1       | 58 |
|  | ÜV-2/73-2                         | 43                      | AS-2/73-2       | 60 |
| <b>Haustelesonie</b>   | ÜV-1/75a-0                        | 43                      | AS-1/75a-0      | 62 |
| <b>Mehr als 2 Türlautsprecher</b>  | ÜV-2/... > 2 TL                   | 43                      | AS-2/... > 2 TL | 64 |
| <b>Türtelefonie, adersparend (2+n),<br/>nicht mithörgesperrt</b>                       | ÜV-2/58c-1                        | 44                      | AS-2/58c-1      | 66 |
|  | ÜV-2/58-2                         | 44                      | AS-2/58-2       | 68 |
| <b>Türtelefonie, adersparend (1+n),<br/>nicht mithörgesperrt</b>                       | ÜV-2/59b-1                        | 44                      | AS-2/59b-1      | 70 |
| <b>Türtelefonie, adersparend (1+n),<br/>mithörgesperrt mit Rufunter-<br/>scheidung</b> | ÜV-2/66a-1                        | 45                      | AS-2/66a-1      | 72 |
| <b>Tülfreisprecheinrichtung</b>  | ÜV-TFE-2/53-1                     | 45                      | AS-TFE-2/53-1   | 74 |
| <b>AS-2/53-...<br/>mit verschiedenen Konfigurationen<br/>pro Wohneinheit</b>           |                                   |                         |                 | 76 |
| <b>Meßwerte</b>  |                                   |                         |                 | 77 |

## Planning and installation

|  |            |       |
|--|------------|-------|
| Connection of the light switch via low current relay               | Picture 1  | 22    |
| Connection of the light switch via ZR 502-0                        | Picture 2  | 22    |
| Connection of the movement sensor                                  | Picture 3  | 23    |
| Connection of the movement sensor via ZR 502-0                     | Picture 4a | 24    |
| Connection of the movement sensor via staircase time relay         | Picture 4b | 24    |
| Connection of the code lock module                                 | Picture 5  | 25    |
| Connection of the NS 511-0 in AS-2/66a-1                           | Picture 6  | 26    |
| Connection of the signalling units                                 | Picture 7  | 26    |
| Call switch-off with optical signalling                            | Picture 7a | 27    |
| Accessory push button  | Picture 8  | 27    |
| Accessory switch   | Picture 9  | 27    |
| Accessory LED  | Picture 10 | 27    |
| Accessory bell/buzzer  | Picture 11 | 27    |
| Accessory electronic call signal                                   | Picture 12 | 27    |
| Accessory electronic three-tone chime                              | Picture 13 | 28    |
| Optical call signalling  | Picture 14 | 28    |
| Connection of the accessory privacy device                         | Picture 15 | 28/29 |
| Installation of the ZER 622-0 in the HT 611-01 (1+n)               | Picture 16 | 30    |
| Installation of the ZAR 622-0 in the HT 611-01 (1+n)               | Picture 17 | 31    |
| Installation of the ZSU 522-0 and ZHT 522-0 in the HT 611-01 (1+n) | Picture 18 | 32    |
| Connection of the Easikey Controller                               | Picture 19 | 33    |
| Comparison in-house telephones                                     | Picture 20 | 34    |
| Comparison door loudspeaker  | Picture 21 | 35    |
| Comparison in-house telephones with audio privacy device           | Picture 22 | 35    |
| Comparison UG 502-0 in AS-2/62-...                                 | Picture 23 | 36    |
| Comparison UG 502-0 in AS-2/70-...                                 | Picture 24 | 37    |
| Comparison UG 502-0/UG 121-... with 2 door loudspeakers            | Picture 25 | 38    |
| Comparison UG 502-0/UG 121-... with 3 door loudspeakers            | Picture 26 | 39    |

|  | Cable size diagram |    | Wiring diagram  |    |
|--|--------------------|----|-----------------|----|
| <b>Door communication</b>  | ÜV-2/53-1          | 40 | AS-2/53-1       | 46 |
|  | ÜV-2/53-2          | 40 | AS-2/53-2       | 48 |
| <b>Door communication with audio privacy function</b>  | ÜV-2/63-1          | 40 | AS-2/63-1       | 50 |
|  | ÜV-2/63-2          | 41 | AS-2/63-2       | 52 |
| <b>Door communication, main and storey door loudspeaker, with audio privacy function</b>         | ÜV-2/83a-1         | 41 | AS-2/83a-1      | 54 |
|  | ÜV-2/83-2          | 42 | AS-2/83-2       | 56 |
| <b>Door and in-house communication</b>   | ÜV-2/73-1          | 42 | AS-2/73-1       | 58 |
|  | ÜV-2/73-2          | 43 | AS-2/73-2       | 60 |
| <b>In-house communication</b>  | ÜV-1/75a-0         | 43 | AS-1/75a-0      | 62 |
| <b>More than 2 door loudspeakers</b>   | ÜV-2/... > 2 TL    | 43 | AS-2/... > 2 TL | 64 |
| <b>Door communication, wire-saving (2+n), without audio privacy function</b>                     | ÜV-2/58c-1         | 44 | AS-2/58c-1      | 66 |
|  | ÜV-2/58-2          | 44 | AS-2/58-2       | 68 |
| <b>Door communication, wire-saving (1+n), without audio privacy function</b>                     | ÜV-2/59b-1         | 44 | AS-2/59b-1      | 70 |
| <b>Door communication, with audio privacy function, wire-saving (1+n), with call distinction</b> | ÜV-2/66a-1         | 45 | AS-2/66a-1      | 72 |
| <b>AS-2/53-... with different configurations per apartment unit</b>                              |                    |    |                 | 76 |
| <b>Measurements</b>  |                    |    |                 | 77 |

## Projection et installation

|   |          |       |
|---|----------|-------|
| Branchement de la touche d'éclairage par intermédiaire d'un relais basse tension      | Image 1  | 22    |
| Branchement de la touche d'éclairage par intermédiaire d'un relais temporisé ZR 502-0 | Image 2  | 22    |
| Branchement du détecteur de mouvement   | Image 3  | 23    |
| Branchement du détecteur de mouvement par relais temporisé ZR 502-0                   | Image 4a | 24    |
| Branchement du détecteur de mouvement par intermédiaire d'une minuterie               | Image 4b | 24    |
| Branchement du module de codification   | Image 5  | 25    |
| Branchement d'une sonnerie auxiliaire au AS-2/66a-1                                   | Image 6  | 26    |
| Branchement des appareils de signalisation  | Image 7  | 26    |
| Coupure signal d'appel avec signalisation visuelle                                    | Image 7a | 27    |
| Accessoire touche d'appel   | Image 8  | 27    |
| Accessoire commutateur-inverseur  | Image 9  | 27    |
| Accessoire diode lumineuse  | Image 10 | 27    |
| Sonnerie/ Ronfleur  | Image 11 | 27    |
| Sonnerie électronique   | Image 12 | 27    |
| Carillon à 3 tons   | Image 13 | 28    |
| Signalisation visuelle de l'appel   | Image 14 | 28    |
| Branchement de l'accessoire secret d'écoute   | Image 15 | 28/29 |
| Montage du ZER 622-... dans le HT 611-01 (1+n)  | Image 16 | 30    |
| Montage du ZAR 622-... dans le HT 611-01 (1+n)  | Image 17 | 31    |
| Montage du ZER 522-... et ZHT 522-... dans le HT 401a-01                              | Image 18 | 32    |
| Branchement du contrôleur Easikey   | Image 19 | 33    |
| Compatibilité des postes intérieurs   | Image 20 | 34    |
| Compatibilité des portiers électriques  | Image 21 | 35    |
| Compatibilité des postes intérieurs avec secret d'écoute                              | Image 22 | 35    |
| Compatibilité de l'UG 502-0 dans les schémas de branchement AS-2/62-...               | Image 23 | 36    |
| Compatibilité de l'UG 502-0 dans les schémas de branchement AS-2/70-...               | Image 24 | 37    |
| Compatibilité de l'UG 502-0/ UG 121-... avec 2 portiers électriques                   | Image 25 | 38    |
| Compatibilité de l'UG 502-0/ UG 121-... avec 3 portiers électriques                   | Image 26 | 39    |



|   | <b>Synoptique de branchement</b> |    | <b>Schéma de branchement</b> |    |
|---|----------------------------------|----|------------------------------|----|
| <b>Téléphonie de porte</b>  | ÜV-2/53-1                        | 40 | AS-2/53-1                    | 46 |
|   | ÜV-2/53-2                        | 40 | AS-2/53-2                    | 48 |
| <b>Téléphonie de porte avec secret d'écoute</b>   | ÜV-2/63-1                        | 40 | AS-2/63-1                    | 50 |
|   | ÜV-2/63-2                        | 41 | AS-2/63-2                    | 52 |
| <b>Téléphonie de porte, portier électrique principal et d'étage, avec secret d'écoute</b>         | ÜV-2/83a-1                       | 41 | AS-2/83a-1                   | 54 |
|   | ÜV-2/83-2                        | 42 | AS-2/83-2                    | 56 |
| <b>Téléphonie de porte et téléphonie intérieure</b>   | ÜV-2/73-1                        | 42 | AS-2/73-1                    | 58 |
|   | ÜV-2/73-2                        | 43 | AS-2/73-2                    | 60 |
| <b>Téléphonie intérieure</b>  | ÜV-1/75a-0                       | 43 | AS-1/75a-0                   | 62 |
| <b>Téléphonie de porte avec plus de 2 portiers</b>  | ÜV-2/... > 2 TL                  | 43 | AS-2/... > 2 TL              | 64 |
| <b>Téléphonie de porte, économique en fils (2+n), sans secret d'écoute</b>                        | ÜV-2/58c-1                       | 44 | AS-2/58c-1                   | 66 |
|   | ÜV-2/58-2                        | 44 | AS-2/58-2                    | 68 |
| <b>Téléphonie de porte, économique en fils (1+n), sans secret d'écoute</b>                        | ÜV-2/59b-1                       | 44 | AS-2/59b-1                   | 70 |
| <b>Téléphonie de porte, économique en fils (1+n), avec secret d'écoute et distinction d'appel</b> | ÜV-2/66a-1                       | 45 | AS-2/66a-1                   | 72 |
| <b>Système interphonique pour l'installation téléphonique</b>                                     | ÜV-TFE-2/53-1                    | 45 | AS-TFE-2/53-1                | 74 |
| <b>AS-2/53-... avec des configurations différentes par logement</b>                               |                                  |    |                              | 76 |
| <b>Valeurs des mesures électriques</b>  |                                  |    |                              | 77 |

## Progettazione e installazione

|  |         |       |
|--|---------|-------|
| Allacciamento tasto delle luce tramite un relais di bassa tensione           | Fig. 1  | 22    |
| Allacciamento tasto delle luce tramite un relais temporizzatore ZR 502-0     | Fig. 2  | 22    |
| Allacciamento avvisatore di movimento  | Fig. 3  | 23    |
| Allacciamento avvisatore di movimento tramite ZR 502-0                       | Fig. 4a | 24    |
| Allacciamento avvisatore di movimento tramite un comune interruttore a tempo | Fig. 4b | 24    |
| Allacciamento modulo serratura a codice                                      | Fig. 5  | 25    |
| Allacciamento segneria secondaria a AS-2/66a-1                               | Fig. 6  | 26    |
| Allacciamento segneria   | Fig. 7  | 26    |
| Disattivazione di chiamata con segnalazione ottica                           | Fig. 7a | 27    |
| Accessorio tasto   | Fig. 8  | 27    |
| Accessorio interruttore  | Fig. 9  | 27    |
| Accessorio diodo luminoso  | Fig. 10 | 27    |
| Campanello/cicalina  | Fig. 11 | 27    |
| Accessorio segnale di chiamata elettronico                                   | Fig. 12 | 27    |
| Accessorio gong a tre toni   | Fig. 13 | 28    |
| Segnalazione ottica di chiamata  | Fig. 14 | 28    |
| Accessorio Accessorio segreto  | Fig. 15 | 28/29 |
| Montaggio dello ZER 622-... in HT 611-01 (1+n)                               | Fig. 16 | 30    |
| Montaggio dello ZAR 622-... in HT 611-01 (1+n)                               | Fig. 17 | 31    |
| Montaggio dello ZSU 522-... e ZHT 522-... in HT 401a-01 (1+n)                | Fig. 18 | 32    |
| Collegamento dell'easikey-controller   | Fig. 19 | 33    |
| Compatibilità apparecchi interni   | Fig. 20 | 34    |
| Compatibilità posto esterno  | Fig. 21 | 35    |
| Compatibilità apparecchi interni con segreto di conversazione                | Fig. 22 | 35    |
| Compatibilità UG 502-0 in circuiti con segreto di conversazione AS-2/62-...  | Fig. 23 | 36    |
| Compatibilità UG 502-0 in circuiti AS-2/70-...                               | Fig. 24 | 37    |
| Compatibilità UG 502-0/UG 121-... con 2 posti esterni                        | Fig. 25 | 38    |
| Compatibilità UG 502-0/UG 121-... con 3 posti esterni                        | Fig. 26 | 39    |

|   | Schema generale dei collegamenti |    | Schema dei collegamenti esterni |    |
|---|----------------------------------|----|---------------------------------|----|
| Citofonia   | ÜV-2/53-1                        | 40 | AS-2/53-1                       | 46 |
|   | ÜV-2/53-2                        | 40 | AS-2/53-2                       | 48 |
| Citofonia con segreto di conversazione  | ÜV-2/63-1                        | 40 | AS-2/63-1                       | 50 |
|   | ÜV-2/63-2                        | 41 | AS-2/63-2                       | 52 |
| Citofonia, con porter esterno e porter pianerottolo, con segreto di conversazione     | ÜV-2/83a-1                       | 41 | AS-2/83a-1                      | 54 |
|   | ÜV-2/83-2                        | 42 | AS-2/83-2                       | 56 |
| Citofonia et comunicazione interna  | ÜV-2/73-1                        | 42 | AS-2/73-1                       | 58 |
|   | ÜV-2/73-2                        | 43 | AS-2/73-2                       | 60 |
| Comunicazione interna   | ÜV-1/75a-0                       | 43 | AS-1/75a-0                      | 62 |
| Presenza di più di 2 porter   | ÜV-2/... > 2 TL                  | 43 | AS-2/... > 2 TL                 | 64 |
| Citofonia a risparmio di fili (2+n), senza segreto di conversazione                   | ÜV-2/58c-1                       | 44 | AS-2/58c-1                      | 66 |
|   | ÜV-2/58-2                        | 44 | AS-2/58-2                       | 68 |
| Citofonia a risparmio di fili (1+n), senza segreto                                    | ÜV-2/59b-1                       | 44 | AS-2/59b-1                      | 70 |
| Citofonia a risparmio di fili (1+n), con segreto, con differenziazione della chiamata | ÜV-2/66a-1                       | 45 | AS-2/66a-1                      | 72 |
| Impianto citofonico a viva voce   | ÜV-TFE-2/53-1                    | 45 | AS-TFE-2/53-1                   | 74 |
| AS-2/53-...<br>con diverse configurazioni per appartamenti                            |                                  |    |                                 | 76 |
| Valore misurati   |                                  |    |                                 | 77 |

## Planning en installatie

|  |               |       |
|--|---------------|-------|
| Aansluiting lichtdrukknop via zwakstroomrelais           | Afbeelding 1  | 22    |
| Aansluiting lichtdrukknop via ZR 502-0                   | Afbeelding 2  | 22    |
| Aansluiting bewegingsmelder                              | Afbeelding 3  | 23    |
| Aansluiting bewegingsmelder via ZR 502-0                 | Afbeelding 4a | 24    |
| Aansluiting bewegingsmelder via trappenhuis-automaat     | Afbeelding4b  | 24    |
| Aansluiting Codeslotmoduul                               | Afbeelding 5  | 25    |
| Aansluiting nevensignaalgever in AS-2/66a-11             | Afbeelding 6  | 26    |
| Aansluiting signaalgevers                                | Afbeelding 7  | 26    |
| Afschakelen van de oproep, met optische aanduiding       | Afbeelding 7a | 27    |
| Toebehoor druktoetsen                                    | Afbeelding 8  | 27    |
| Toebehoor schakelaars                                    | Afbeelding 9  | 27    |
| Toebehoor lichtdiode                                     | Afbeelding10  | 27    |
| Bel/ Zoemer  | Afbeelding 11 | 27    |
| Toebehoor elektronisch oproepsignaal                     | Afbeelding 12 | 27    |
| Toebehoor 3-tonen-gong                                   | Afbeelding 13 | 28    |
| Optische signaalweergave                                 | Afbeelding 14 | 28    |
| Aansluiting meeluisterbeveiliging                        | Afbeelding 15 | 28/29 |
| Inbouw ZER 622-0 in HT 611-01 (1+n)                      | Afbeelding 16 | 30    |
| Inbouw ZAR 622-0 in HT 611-01 (1+n)                      | Afbeelding 17 | 31    |
| Inbouw ZSU 522-0 en ZHT 522-0 in HT 401a-01 (1+n)        | Afbeelding 18 | 32    |
| Aansluiting Easikey controle-eenheid                     | Afbeelding 19 | 33    |
| Vergelijking huistelefoons                               | Afbeelding 20 | 34    |
| Vergelijking deurluidsprekers                            | Afbeelding 21 | 35    |
| Vergelijking huistelefoons meeluisterbeveiligd           | Afbeelding 22 | 35    |
| Vergelijking UG 502-0 in aansluitingen AS-2/62-...       | Afbeelding 23 | 36    |
| Vergelijking UG 502-0 in aansluitingen AS-2/70-...       | Afbeelding 24 | 37    |
| Vergelijking UG 502-0/ UG 121-... met 2 deurluidsprekers | Afbeelding 25 | 38    |
| Vergelijking UG 502-0/ UG 121-... met 3 deurluidsprekers | Afbeelding 26 | 39    |

|  | Overzichtsschema |    | Aansluitschema  |    |
|--|------------------|----|-----------------|----|
| <b>Deurtelefonie</b>   | ÜV-2/53-1        | 40 | AS-2/53-1       | 46 |
|  | ÜV-2/53-2        | 40 | AS-2/53-2       | 48 |
| <b>Deurtelefonie met meeluisterbeveiliging</b>   | ÜV-2/63-1        | 40 | AS-2/63-1       | 50 |
|  | ÜV-2/63-2        | 41 | AS-2/63-2       | 52 |
| <b>Deurtelefonie, hoofd- en etage-deurluidsprekers, met meeluisterbeveiliging</b>      | ÜV-2/83a-1       | 41 | AS-2/83a-1      | 54 |
|  | ÜV-2/83-2        | 42 | AS-2/83-2       | 56 |
| <b>Deur- en huistelefonie</b>  | ÜV-2/73-1        | 42 | AS-2/73-1       | 58 |
|  | ÜV-2/73-2        | 43 | AS-2/73-2       | 60 |
| <b>Huistelefonie</b>   | ÜV-1/75a-0       | 43 | AS-1/75a-0      | 62 |
| <b>Meer als 2 deurluidsprekers</b>   | ÜV-2/... > 2 TL  | 43 | AS-2/... > 2 TL | 64 |
| <b>Deurtelefonie, aderbesparend (2+n) zonder meeluisterbeveiliging</b>                 | ÜV-2/58c-1       | 44 | AS-2/58c-1      | 66 |
|  | ÜV-2/58-2        | 44 | AS-2/58-2       | 68 |
| <b>Deurtelefonie, aderbesparend (1+n) zonder meeluisterbeveiliging</b>                 | ÜV-2/59b-1       | 44 | AS-2/59b-1      | 70 |
| <b>Deurtelefonie, aderbesparend (1+n) meeluisterbeveiligd met oproeponderscheiding</b> | ÜV-2/66a-1       | 45 | AS-2/66a-1      | 72 |
| <b>AS-2/53-... met verschillende configuraties per appartement</b>                     |                  |    |                 | 76 |
| <b>Meetwaarde</b>  |                  |    |                 | 77 |

## Projektering og installation

|   |         |       |
|---|---------|-------|
| Tilslutning af lampetryk via svagstrømsrelæ           | Fig. 1  | 22    |
| Tilslutning af lampetryk via ZR 502-0                 | Fig. 2  | 22    |
| Tilslutning af bevægelsesmelder                       | Fig. 3  | 23    |
| Tilslutning af bevægelsesmelder via ZR 502-0          | Fig. 4a | 24    |
| Tilslutning af bevægelsesmelder via trapeautomat      | Fig. 4b | 24    |
| Tilslutning af kodelåsmodul                           | Fig. 5  | 25    |
| Tilslutning af ekstra lyd giver til AS-2/66a-1        | Fig. 6  | 26    |
| Tilslutning af lydgivere                              | Fig. 7  | 26    |
| Frakobling af opkald med optisk signalering           | Fig. 7a | 27    |
| Tilbehør trykknop                                     | Fig. 8  | 27    |
| Tilbehør omskifter                                    | Fig. 9  | 27    |
| Tilbehør lysdiode                                     | Fig. 10 | 27    |
| Summer/brummer  | Fig. 11 | 27    |
| Tilbehør elektronisk lyd giver                        | Fig. 12 | 27    |
| Tilbehør 3-klangs-gong                                | Fig. 13 | 28    |
| Optisk opkaldssignalering                             | Fig. 14 | 28    |
| Tilslutning tilbehør medhørspærre                     | Fig. 15 | 28/29 |
| Montering ZER 622-0 i HT 611-01 (1+n)                 | Fig. 16 | 30    |
| Montering ZAR 622-0 i HT 611-01 (1+n)                 | Fig. 17 | 31    |
| Montering ZSU 522-0 og ZHT 522-0 i HT 401a-01 (1+n)   | Fig. 18 | 32    |
| Tilslutning Easikey-Controller                        | Fig. 19 | 33    |
| Kompatibilitet hustelefoner                           | Fig. 20 | 34    |
| Kompatibilitet dørstationer                           | Fig. 21 | 35    |
| Kompatibilitet hustelefoner medhørspærret             | Fig. 22 | 35    |
| Kompatibilitet UG 502-0 i opstillinger AS-2/62-...    | Fig. 23 | 36    |
| Kompatibilitet UG 502-0 i opstillinger AS-2/70-...    | Fig. 24 | 37    |
| Kompatibilitet UG 502-0/UG 121-... med 2 dørstationer | Fig. 25 | 38    |
| Kompatibilitet UG 502-0/UG 121-... med 3 dørstationer | Fig. 26 | 39    |



|  | Principdiagrammer |    | Monteringsdiagrammer |    |
|--|-------------------|----|----------------------|----|
| <b>Dørtelefoni</b>   | ÜV-2/53-1         | 40 | AS-2/53-1            | 46 |
|  | ÜV-2/53-2         | 40 | AS-2/53-2            | 48 |
| <b>Dørtelefoni medhørspærret</b>   | ÜV-2/63-1         | 40 | AS-2/63-1            | 50 |
|  | ÜV-2/63-2         | 41 | AS-2/63-2            | 52 |
| <b>Dørtelefoni, hoved- og etage-<br/>dørstationer, medhørspærret</b>                           | ÜV-2/83a-1        | 41 | AS-2/83a-1           | 54 |
|  | ÜV-2/83-2         | 42 | AS-2/83-2            | 56 |
| <b>Dør- og hustelefoni</b>   | ÜV-2/73-1         | 42 | AS-2/73-1            | 58 |
|  | ÜV-2/73-2         | 43 | AS-2/73-2            | 60 |
| <b>Hustelefoni</b>   | ÜV-1/75a-0        | 43 | AS-1/75a-0           | 62 |
| <b>Mere end 2 dørstationer</b>   | ÜV-2/... > 2 TL   | 43 | AS-2/... > 2 TL      | 64 |
| <b>Dørtelefoni, ledningsbesparende<br/>(2+n), ikke medhørspærret</b>                           | ÜV-2/58c-1        | 44 | AS-2/58c-1           | 66 |
|  | ÜV-2/58-2         | 44 | AS-2/58-2            | 68 |
| <b>Dørtelefoni, ledningsbesparende<br/>(1+n), ikke medhørspærret</b>                           | ÜV-2/59b-1        | 44 | AS-2/59b-1           | 70 |
| <b>Dørtelefoni, ledningsbesparende<br/>(1+n), medhørspærret med<br/>opkaldsdifferentiering</b> | ÜV-2/66a-1        | 45 | AS-2/66a-1           | 72 |
| <b>AS-2/53-...<br/>med forskellige konfigurationer<br/>pr. lejlighed</b>                       |                   |    |                      | 76 |
| <b>Måleværdier</b>   |                   |    |                      | 77 |

## Planering och installation

|   |         |       |
|---|---------|-------|
| Anslutning av lysknapp via lågspännings relä              | Bild 1  | 22    |
| Anslutning av lysknapp via ZR 502-0                       | Bild 2  | 22    |
| Anslutning av rörelsedetektor                             | Bild 3  | 23    |
| Anslutning av rörelsedetektor via ZR 502-0                | Bild 4a | 24    |
| Anslutning av rörelsedetektor via trappljus relä          | Bild 4b | 24    |
| Anslutning av kodlös modul                                | Bild 5  | 25    |
| Anslutning av NS 511-0 i AS-2/66a-1                       | Bild 6  | 26    |
| Anslutning av signalorganen                               | Bild 7  | 26    |
| Anropsavstängning med optisk indikering                   | Bild 7a | 27    |
| Extra tryckknapp  | Bild 8  | 27    |
| Extra omkopplare  | Bild 9  | 27    |
| Extra LED   | Bild 10 | 27    |
| Extra ringklocka/summer                                   | Bild 11 | 27    |
| Extra elektronisk signal                                  | Bild 12 | 27    |
| Extra elektronisk treklangsgong                           | Bild 13 | 28    |
| Optisk indikering   | Bild 14 | 28    |
| Anslutning av avlyssningsspärr                            | Bild 15 | 28/29 |
| Installation av ZER 622-0 i HT 611-01 (1+n)               | Bild 16 | 30    |
| Installation av ZAR 622-0 i HT 611-01 (1+n)               | Bild 17 | 31    |
| Installation av ZSU 622-0 och ZHT 622-0 i HT 611-01 (1+n) | Bild 18 | 32    |
| Anslutning av Easikey kontrollenhet                       | Bild 19 | 33    |
| Jämförelse mellan väningsapparater                        | Bild 20 | 34    |
| Jämförelse mellan porthögtalare                           | Bild 21 | 35    |
| Jämförelse mellan väningsapparater med avlyssningsspärr   | Bild 22 | 35    |
| Jämförelse av UG 502-0 i AS-2/62-....                     | Bild 23 | 36    |
| Jämförelse av UG 502-0 i AS-2/70-...                      | Bild 24 | 37    |
| Jämförelse av UG 502/UG 121-... med två porthögtalare     | Bild 25 | 38    |
| Jämförelse av UG 502/UG 121-... med tre porthögtalare     | Bild 26 | 38    |



|   | Nätschema       |    | Anslutningsschema |    |
|---|-----------------|----|-------------------|----|
| Porttelefonsystem   | ÜV-2/53-1       | 40 | AS-2/53-1         | 46 |
|   | ÜV-2/53-2       | 40 | AS-2/53-2         | 48 |
| Porttelefonsystem med sekretess   | ÜV-2/63-1       | 40 | AS-2/63-1         | 50 |
|   | ÜV-2/63-2       | 41 | AS-2/63-2         | 52 |
| Porttelefon, porthögtalare vid huvud- och vånings-entréer, med avlyssningsspär          | ÜV-2/83a-1      | 41 | AS-2/83a-1        | 54 |
|   | ÜV-2/83-2       | 42 | AS-2/83-2         | 56 |
| Port- och lokaltelefonsystem  | ÜV-2/73-1       | 42 | AS-2/73-1         | 58 |
|   | ÜV-2/73-2       | 43 | AS-2/73-2         | 60 |
| Lokaltelefon  | ÜV-1/75a-0      | 43 | AS-1/75a-0        | 62 |
| Mer än två porthögtalare  | ÜV-2/... > 2 TL | 43 | AS-2/... > 2 TL   | 64 |
| Porttelefon, ledningsbesparande (2+n), utan avlyssningsspär                             | ÜV-2/58c-1      | 44 | AS-2/58c-1        | 66 |
|   | ÜV-2/58-2       | 44 | AS-2/58-2         | 68 |
| Porttelefon, ledningsbesparande (1+n) , utan avlyssningsspär                            | ÜV-2/59b-1      | 44 | AS-2/59b-1        | 70 |
| Porttelefon, ledningsbesparande (1+n) med avlyssningsspär, och differentierade signaler | ÜV-2/66a-1      | 45 | AS-2/66a-1        | 72 |
| AS-2/53-...<br>med olika konfiguration för varje lägenhetsenhet                         |                 |    |                   | 76 |
| Mått  |                 |    |                   | 77 |

## Plánování a instalace

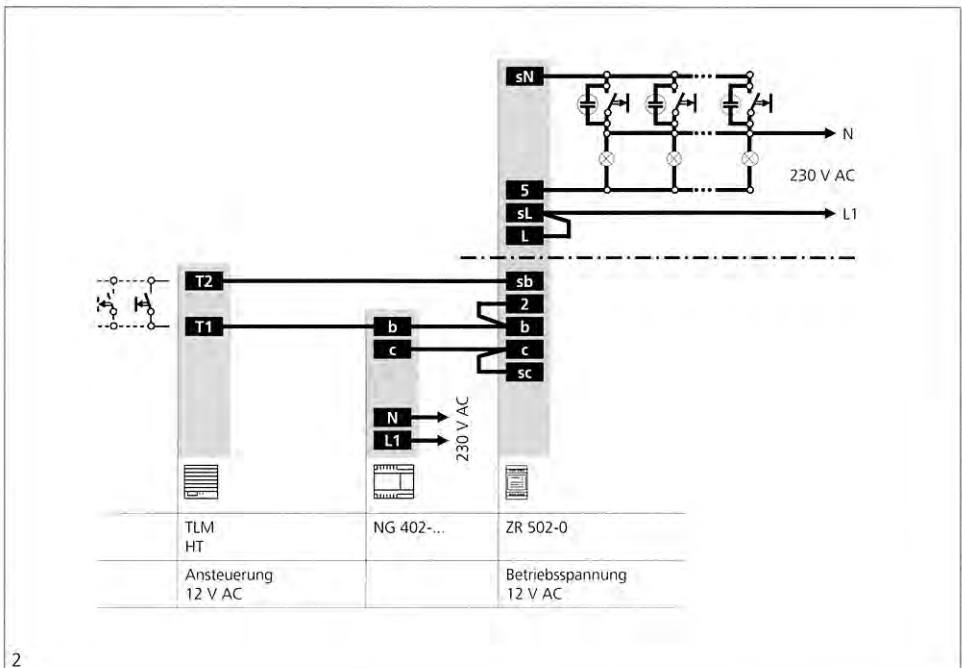
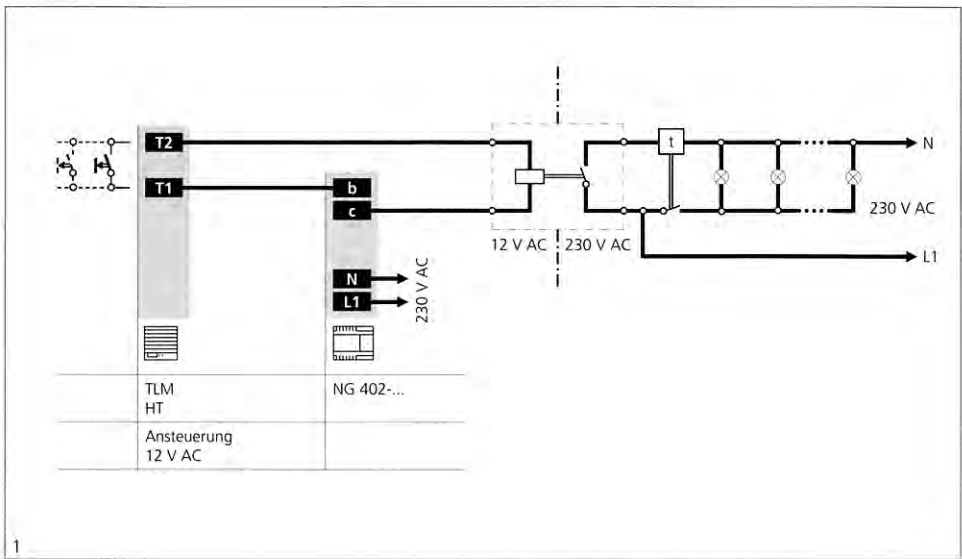
|  |         |       |
|--|---------|-------|
| Připojení světelného tlačítka pomocí slaboproudého relé    | Obr. 1  | 22    |
| Připojení světelného tlačítka pomocí časověhovelé ZR 502-0 | Obr. 2  | 22    |
| Připojení čidla pohybu                                     | Obr. 3  | 23    |
| Připojení čidla pohybu pomoc ZR 502-0                      | Obr. 4a | 24    |
| Připojení čidla pohybu pomoc schodišťového automatu        | Obr. 4b | 24    |
| Připojení zámkového modulu                                 | Obr. 5  | 25    |
| Připojení vedlejšího signálního přístroje na AS-2/66a-1    | Obr. 6  | 26    |
| Připojení signálních přístrojů                             | Obr. 7  | 26    |
| Odpojení signalisace s optickou kontrolou                  | Obr. 7a | 27    |
| Příslušenství - tlačítko                                   | Obr. 8  | 27    |
| Příslušenství - spínač                                     | Obr. 9  | 27    |
| Příslušenství - svítící dioda                              | Obr. 10 | 27    |
| Zvonek/ bzučák   | Obr. 11 | 27    |
| Příslušenství - elektronický volací signál                 | Obr. 12 | 27    |
| Příslušenství - gong                                       | Obr. 13 | 28    |
| Optická signalisace  | Obr. 14 | 28    |
| Připojení příslušenství - blokování odposlechu             | Obr. 15 | 28/29 |
| Montáž ZER 622-0 v HT 611-01 (1+n)                         | Obr. 16 | 30    |
| Montáž ZAR 622-0 v HT 611-01 (1+n)                         | Obr. 17 | 31    |
| Montáž ZSU 522-0 a ZHT 522-0 v HT 401a-01 (1+n)            | Obr. 18 | 32    |
| Připojení Easikey controller                               | Obr. 19 | 33    |
| Přehled domácí telefon                                     | Obr. 20 | 34    |
| Přehled dveřní reproduktor                                 | Obr. 21 | 35    |
| Přehled domácí telefon s blokováním odposlechu             | Obr. 22 | 35    |
| Přehled UG 502-0 v AS-2/62-..                              | Obr. 23 | 36    |
| Přehled UG 502-0 v AS-2/70-..                              | Obr. 24 | 37    |
| Přehled UG 502-0/ UG 121-... se 2 dveřními reproduktory    | Obr. 25 | 38    |
| Přehled UG 502-0/ UG 121-... se 3 dveřními reproduktory    | Obr. 26 | 39    |

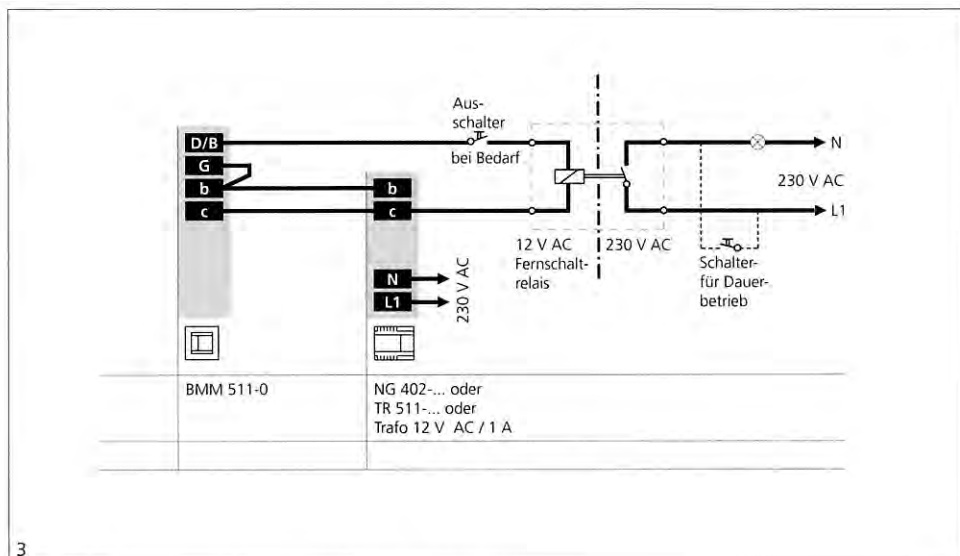
|   | Přehledné schéma zapojení |    | Schéma vnějšího zapojení |    |
|---|---------------------------|----|--------------------------|----|
| <b>Dveřní telefonie</b>   | ÚV-2/53-1                 | 40 | AS-2/53-1                | 46 |
|   | ÚV-2/53-2                 | 40 | AS-2/53-2                | 48 |
| <b>Dveřní telefonie s blokováním odposlechu</b>   | ÚV-2/63-1                 | 40 | AS-2/63-1                | 50 |
|   | ÚV-2/63-2                 | 41 | AS-2/63-2                | 52 |
| <b>Dveřní telefonie, hlavní a etážový dveřní reproduktor, s blokováním odposlechu</b>       | ÚV-2/83a-1                | 41 | AS-2/83a-1               | 54 |
|   | ÚV-2/83-2                 | 42 | AS-2/83-2                | 56 |
| <b>Dveřní telefonie a domovní telefonie</b>   | ÚV-2/73-1                 | 42 | AS-2/73-1                | 58 |
|   | ÚV-2/73-2                 | 43 | AS-2/73-2                | 60 |
| <b>Domovní telefonie</b>  | ÚV-1/75a-0                | 43 | AS-1/75a-0               | 62 |
| <b>S více než 2 dveřními reproduktory</b>   | ÚV-2/... > 2 TL           | 43 | AS-2/... > 2 TL          | 64 |
| <b>Dveřní telefonie spořicí žily (2+n), bez blokování odposlechu</b>                        | ÚV-2/58c-1                | 44 | AS-2/58c-1               | 66 |
|   | ÚV-2/58-2                 | 44 | AS-2/58-2                | 68 |
| <b>Dveřní telefonie spořicí žily (1+n), bez blokování odposlechu</b>                        | ÚV-2/59b-1                | 44 | AS-2/59b-1               | 70 |
| <b>Dveřní telefonie spořicí žily (1+n), s blokováním odposlechu a s rozlišováním volání</b> | ÚV-2/66a-1                | 45 | AS-2/66a-1               | 72 |
| <b>AS-2/53-... s různou konfigurací pro bytovou jednotku</b>                                |                           |    |                          | 76 |
| <b>Naměřené hodnoty</b>   |                           |    |                          | 77 |

## Planowanie i instalacja

|   |         |       |
|---|---------|-------|
| Plan połączeń przycisku oświetleniowego z niskoprądowym przekaźnikiem | Rys. 1  | 22    |
| Plan połączeń przycisku oświetleniowego z ZR 502-0                    | Rys. 2  | 22    |
| Plan połączeń czujki ruchu  | Rys. 3  | 23    |
| Plan połączeń czujki ruchu z ZR 502-0                                 | Rys. 4a | 24    |
| Plan połączeń czujki ruchu z automatem schodowym                      | Rys. 4b | 24    |
| Plan połączeń modułu zamka kodowego                                   | Rys. 5  | 25    |
| Plan połączeń dodatkowego sygnalizatora dźwiękowego na AS-2/66a-1     | Rys. 6  | 26    |
| Plan połączeń sygnalizatora dźwiękowego                               | Rys. 7  | 26    |
| Łącznik przywoławczy z sygnalizacją optyczną                          | Rys. 7a | 27    |
| Dodatkowy przycisk  | Rys. 8  | 27    |
| Dodatkowy wyłącznik   | Rys. 9  | 27    |
| Dodatkowa dioda świecąca  | Rys. 10 | 27    |
| Sygnalizator dźwiękowy/ brzęczyk                                      | Rys. 11 | 27    |
| Dodatkowy elektroniczny sygnalizator dźwiękowy                        | Rys. 12 | 27    |
| Dodatkowy sygnalizator trójdźwiękowy                                  | Rys. 13 | 28    |
| Sygnalizator optyczny   | Rys. 14 | 28    |
| Plan połączeń blokady podsłuchu                                       | Rys. 15 | 28/29 |
| Montaż ZER 622-0 w HT 611-01 (1+n)                                    | Rys. 16 | 30    |
| Montaż ZER 622-0 w HT 611-01 (1+n)                                    | Rys. 17 | 31    |
| Montaż ZSU 522-0 i ZHT 522-0 w HT 401a-01 (1+n)                       | Rys. 18 | 32    |
| Plan połączeń sterownika zamka magnetycznego "easikey"                | Rys. 19 | 33    |
| Zestawienie domofonu  | Rys. 20 | 34    |
| Zestawienie stacji zewnętrznej  | Rys. 21 | 35    |
| Zestawienie domofonu z blokadą  | Rys. 22 | 35    |
| Zestawienie UG 502-0 w przełączniku AS-2/62-...                       | Rys. 23 | 36    |
| Zestawienie UG 502-0 w przełączniku AS-2/70-...                       | Rys. 24 | 37    |
| Zestawienie UG 502-0/121-... z 2 stacjami zewnętrznymi                | Rys. 25 | 38    |
| Zestawienie UG 502-0/121-... z 3 stacjami zewnętrznymi                | Rys. 26 | 39    |

|  | Poglądowy plan połączeń |    | Plan połączeń zewnętrznych |    |
|--|-------------------------|----|----------------------------|----|
| Instalacja domofonowa  | ÜV-2/53-1               | 40 | AS-2/53-1                  | 46 |
|  | ÜV-2/53-2               | 40 | AS-2/53-2                  | 48 |
| Instalacja domofonowa, blokada podsłuchu   | ÜV-2/63-1               | 40 | AS-2/63-1                  | 50 |
|  | ÜV-2/63-2               | 41 | AS-2/63-2                  | 52 |
| Instalacja domofonowa, wejściowa i piętrowa, głośniki, blokada podsłuchu                             | ÜV-2/83a-1              | 41 | AS-2/83a-1                 | 54 |
|  | ÜV-2/83-2               | 42 | AS-2/83-2                  | 56 |
| Instalacja domofonowa i komunikacja wewnętrzna   | ÜV-2/73-1               | 42 | AS-2/73-1                  | 58 |
|  | ÜV-2/73-2               | 43 | AS-2/73-2                  | 60 |
| Telefonia wewnętrzna   | ÜV-1/75a-0              | 43 | AS-1/75a-0                 | 62 |
| Więcej niż dwa głośniki drzwiowe   | ÜV-2/... > 2 TL         | 43 | AS-2/... > 2 TL            | 64 |
| Oszczędnościowa instalacja domofonowa (2+n) bez blokady podsłuchu                                    | ÜV-2/58c-1              | 44 | AS-2/58c-1                 | 66 |
|  | ÜV-2/58-2               | 44 | AS-2/58-2                  | 68 |
| Oszczędnościowa instalacja domofonowa (1+n) bez blokady podsłuchu                                    | ÜV-2/59b-1              | 44 | AS-2/59b-1                 | 70 |
| Oszczędnościowa instalacja domofonowa (1+n) z blokadą podsłuchu, i rozróżnieniem sygnału przywołania | ÜV-2/66a-1              | 45 | AS-2/66a-1                 | 72 |
| AS-2/53-... dla różnych rozwiązań przestrzeni mieszkalnej  |                         |    |                            | 76 |
| Parametry pomiarowe  |                         |    |                            | 77 |





### Ansteuerung

Activation  
 Commande  
 Comando  
 Aansturing  
 Styrespænding  
 Styrning  
 Aktivování  
 Sterowanie

### Betriebsspannung

Power supply  
 Tension de service  
 Tension d'alimentazione  
 Bedrijfsspanning  
 Driftspænding  
 Nätspänning  
 Provozní napětí  
 Napięcie robocze

### Ausschalter bei Bedarf

Switch if required  
 Interrupteur si nécessaire  
 Interruttore per in caso di necessita  
 Aan/uit schakelaar naar wens  
 Udkobling efter behov  
 Brytare vid behov  
 Vypínač dle potřeby  
 Włłącznik dla zapotrzebowania

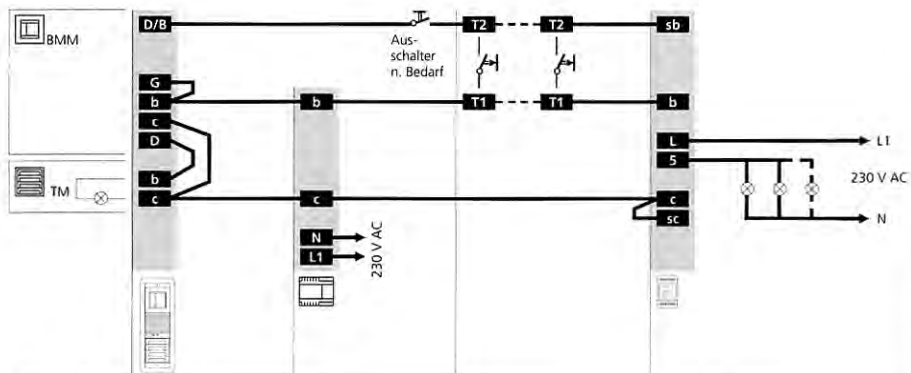
### Fernschaltrelais

Remote control relay  
 Relais de télécommutation  
 Relais de comando a distanza  
 Hulprelais  
 Fjernstyringsrelæ  
 Fjærstyringsrelä  
 Relé pro dálkové spínání  
 Przekaznik zdalny

### Schalter für Dauerbetrieb

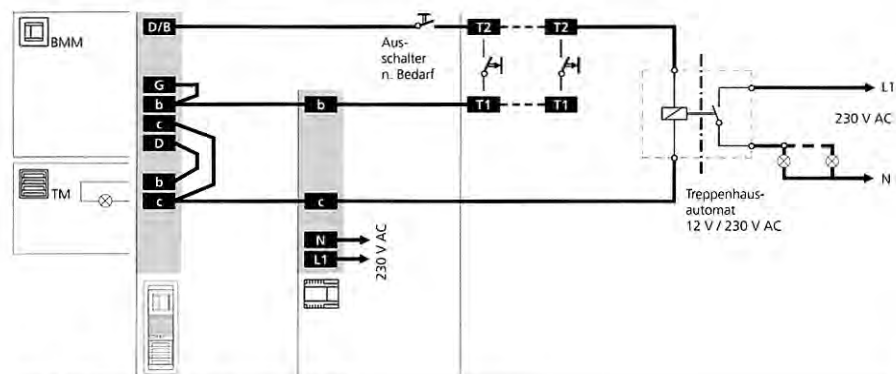
Switch for continuous duty  
 Interrupteur pour fonctionnement continu  
 Interruttore per l'esercizio continuo  
 Schakekaar voor continu bedrijf  
 Kontakt for konstant drift  
 Omkopplare för kostant drift  
 Spínač pro trvalý provoz  
 Przełącznik dla trwałego połączenia





|              |   |            |   |            |
|--------------|---|------------|---|------------|
| Gerätebedarf | Siedle-Vario mit<br>BMM 511-0<br>TM 511-... | NG 402-... | Externe<br>Schwachstrom-<br>Lichttaster | ZR 502-... |
|--------------|---|------------|---|------------|

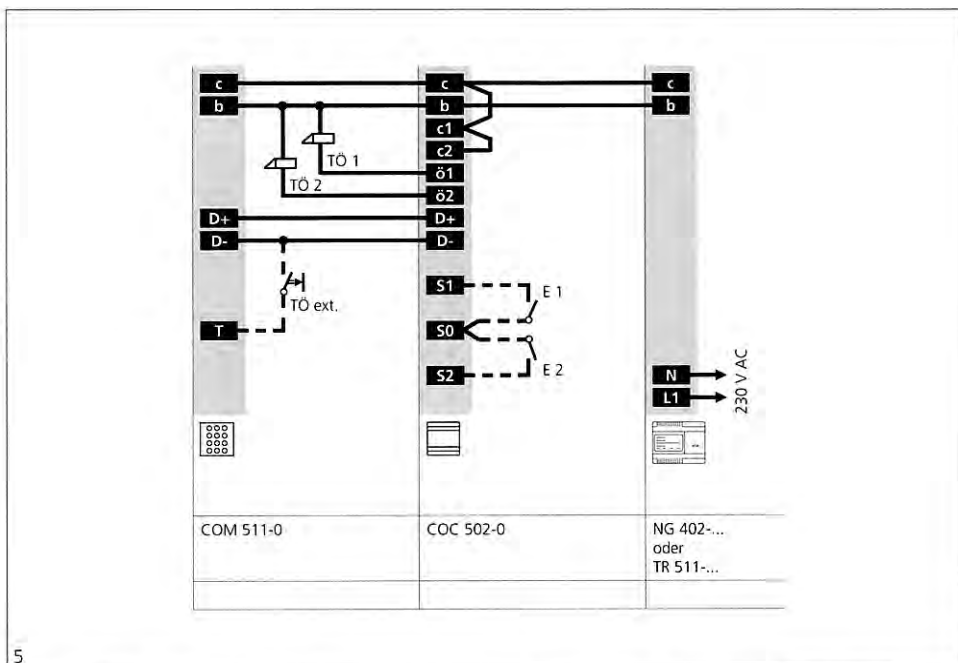
4a



|              |   |            |   |  |
|--------------|---|------------|---|--|
| Gerätebedarf | Siedle-Vario mit<br>BMM 511-0<br>TM 511-... | NG 402-... | Externe<br>Schwachstrom-<br>Lichttaster | Treppenhaus-<br>automat<br>12 V / 230 V AC |
|--------------|---|------------|---|--|

4b





5

### Gerätebedarf

Appliance requirement  
Appareils nécessaires  
Distinta materiali  
Benodigde apparatuur  
Komponentbehov  
Komponentbehov  
Potřeba přístrojů  
Zapotrzbowanie urządzenia

### Ausschalter nach Bedarf

Switch if required  
Interrupteur si nécessaire  
Interruttore per in caso di necessita  
Aanluit schakelaar naar wens  
Udkobling efter behov  
Brytare vid behov  
Vypínač dle potřeby  
Wyłącznik dla zapotrzebowania

### Treppenhausautomat

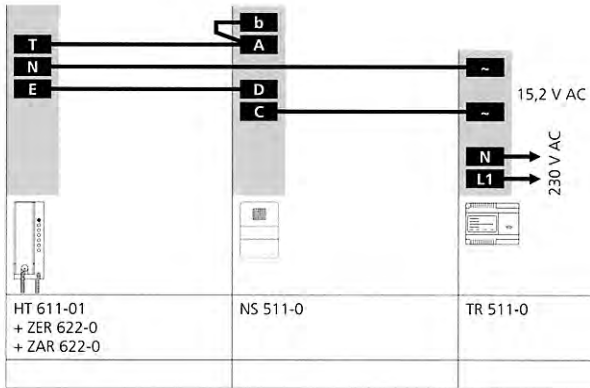
Staircase time relay  
Cage d'escalier  
Temporizzatore luce scale  
Trappenhuisautomat  
Trappeautomat  
Trapphusautomat  
Schodišťový automat  
Automat schodowy

### Hinweise

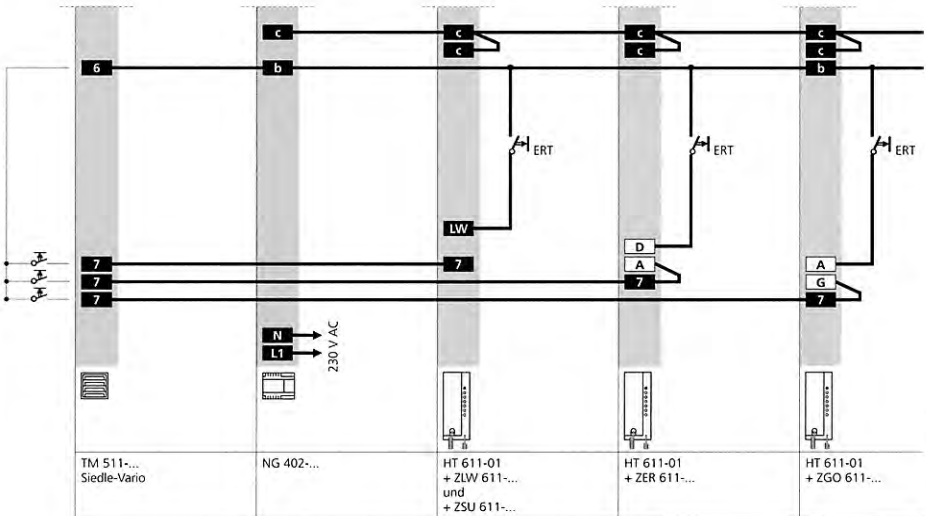
Remarks  
Remarques  
Avvertenze  
Aanwijzingen  
Bemærkinger  
Hänvisning  
Poznámky  
Wskazówka

### Externe Schwachstrom-Lichttaster

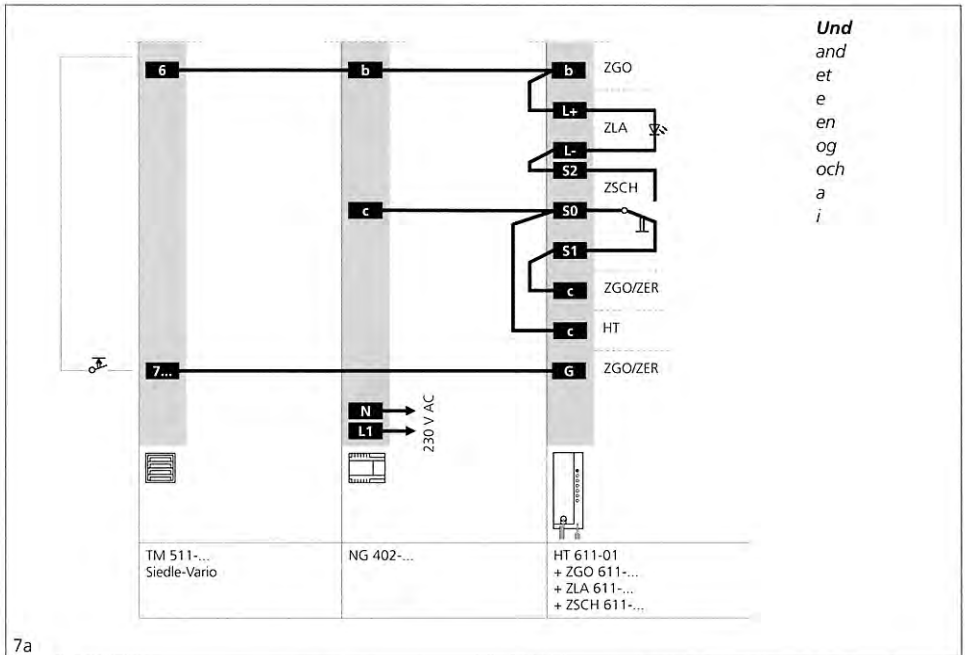
External low voltage switch  
Touche d'éclairage extérieur basse  
tension  
Tasto a bassa tensione per luce esterna  
Externe zwakstroom lichtdrukknoppen  
Eksterne svagstrømslampetryk  
Extern ljusknapp för svagström  
Vnější slaboproudá světelná tlačítka  
Zewnętrzny niskoprądowy przycisk



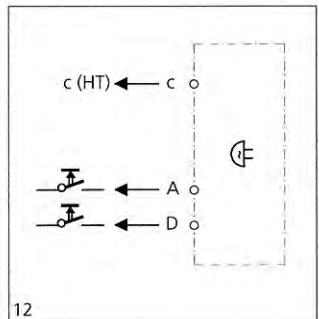
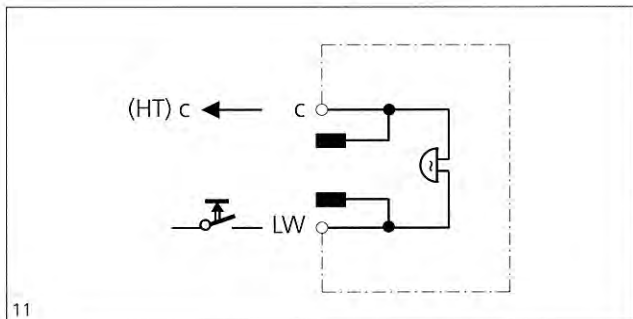
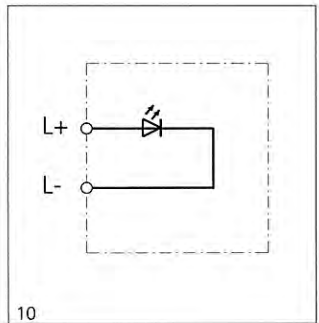
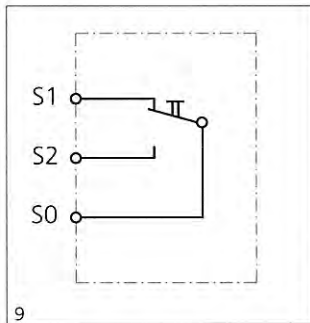
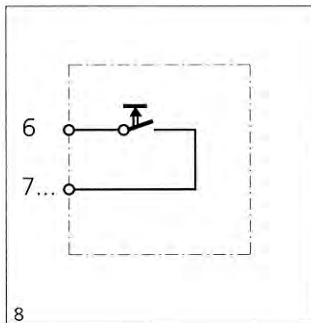
6

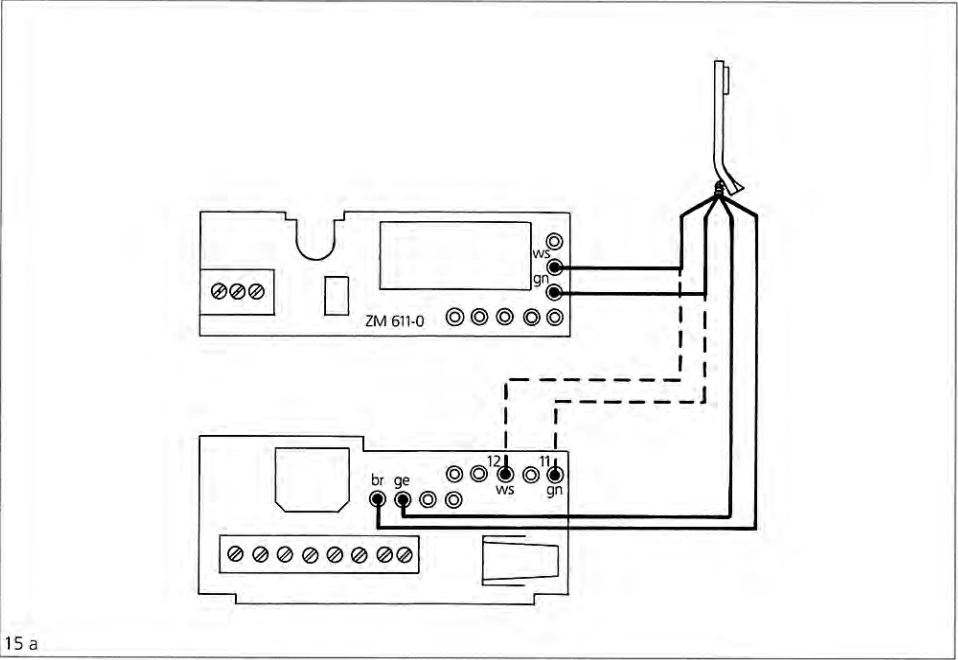
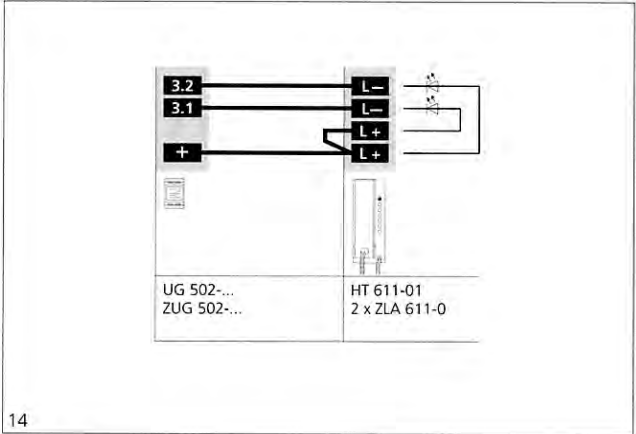
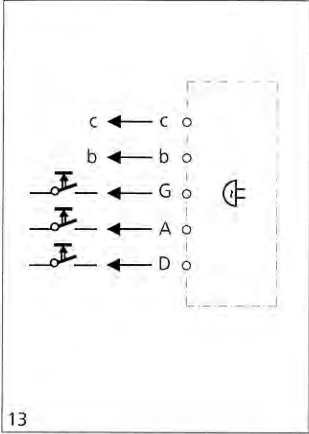


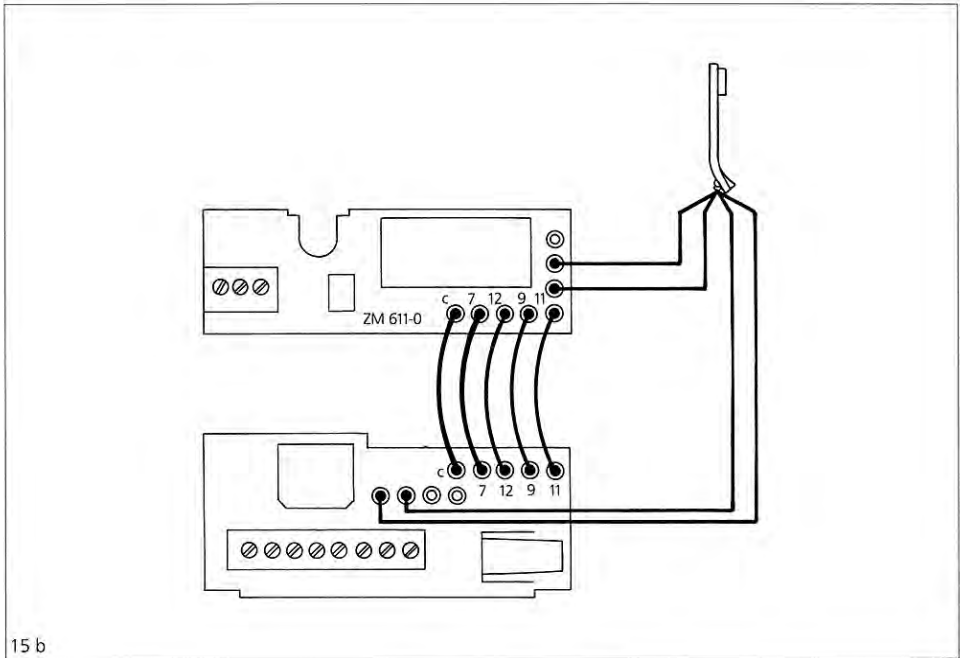
7



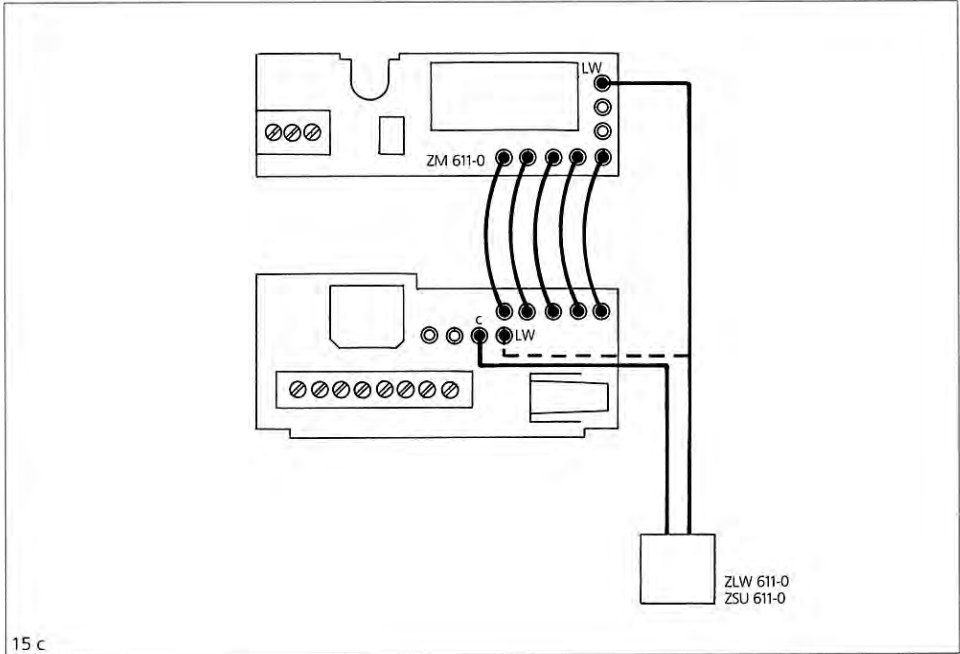
7a



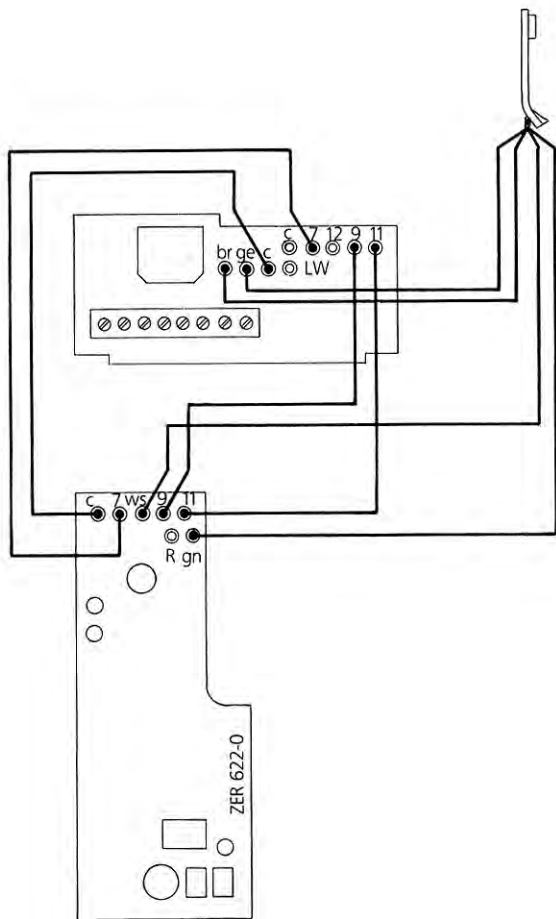


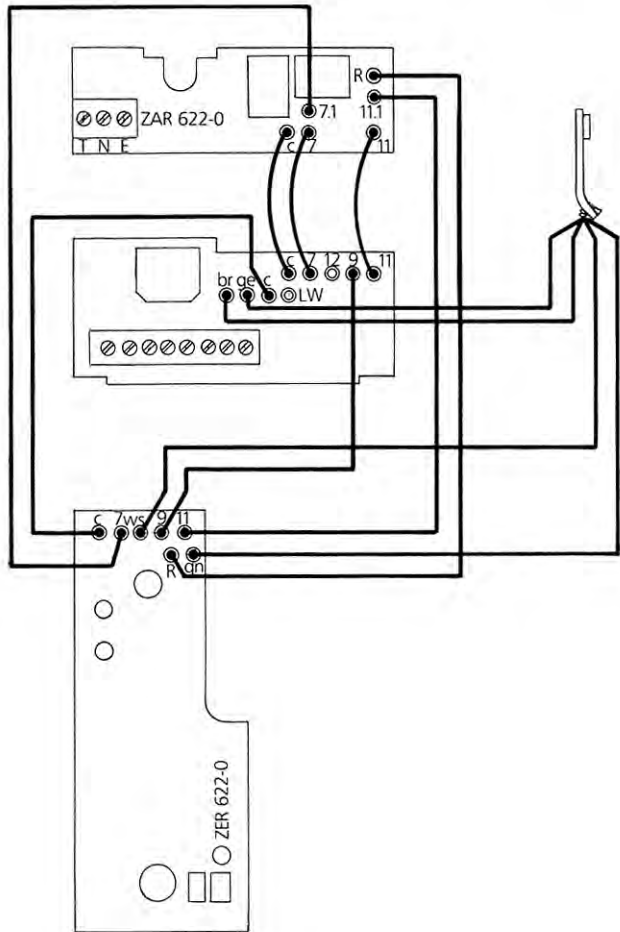


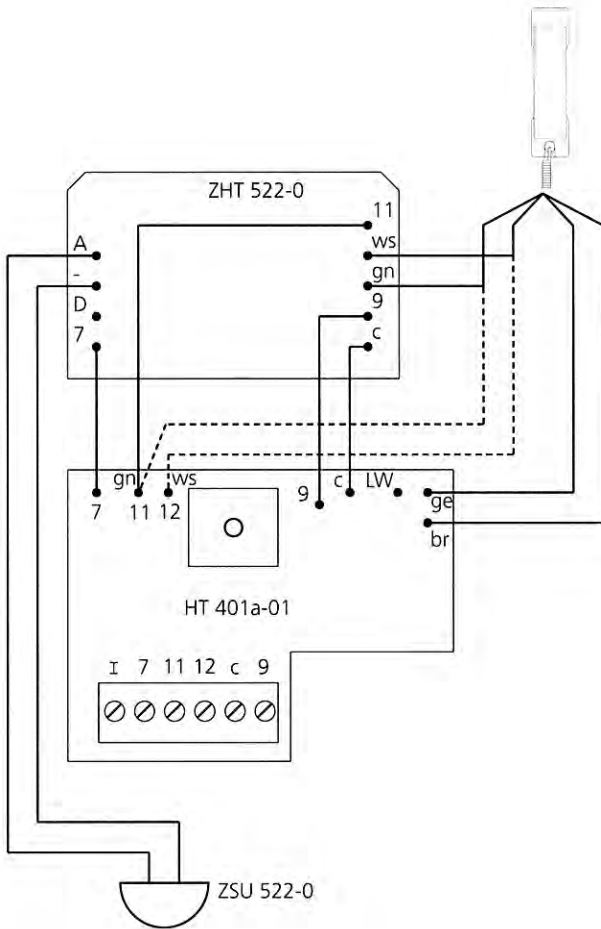
15 b



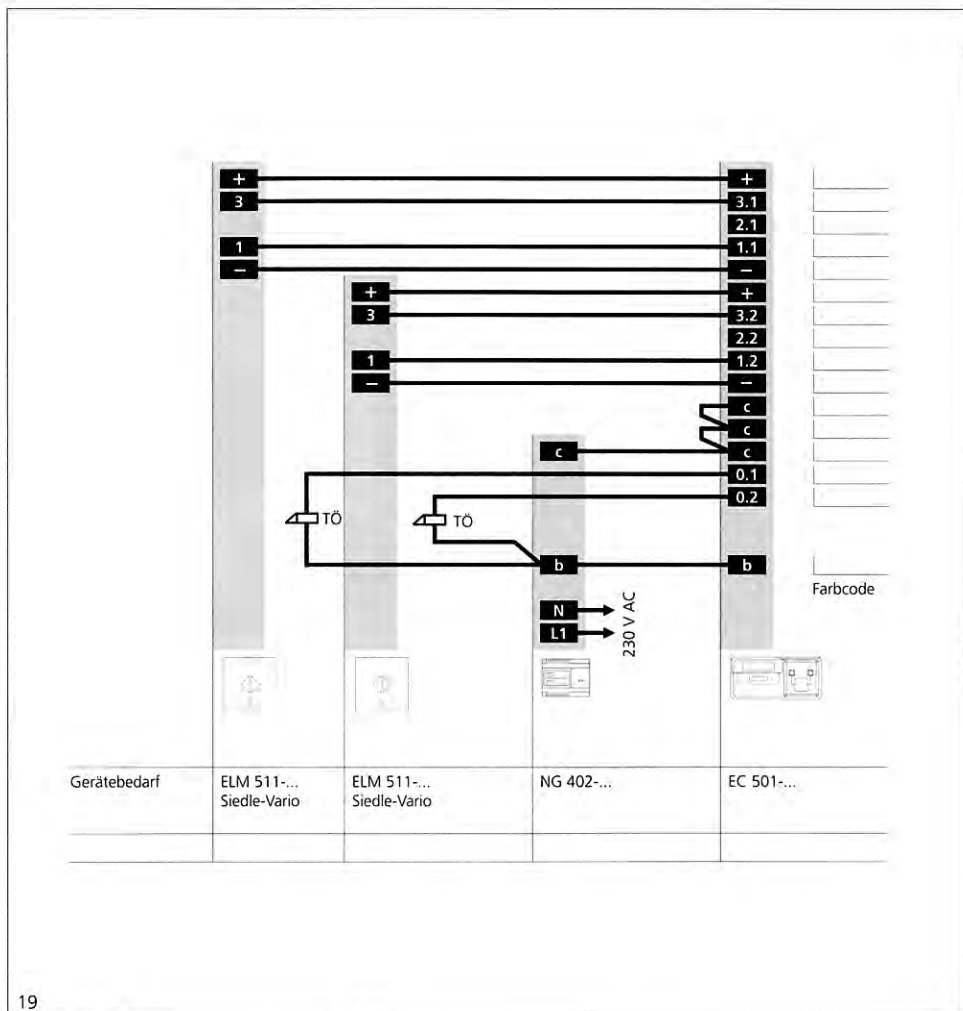
15 c











19

**Gerätebedarf**

Appliance requirement

Appareils nécessaires

Distinta materiali

Benodigde apparatuur

Komponentbehov

Komponentbehov

Potrēba pŕstrojŕ

Zapotrzebowanie urzadzenia

**Farbcodes**

Colour code

Code couleur

Codice dei colori

Kleurkode

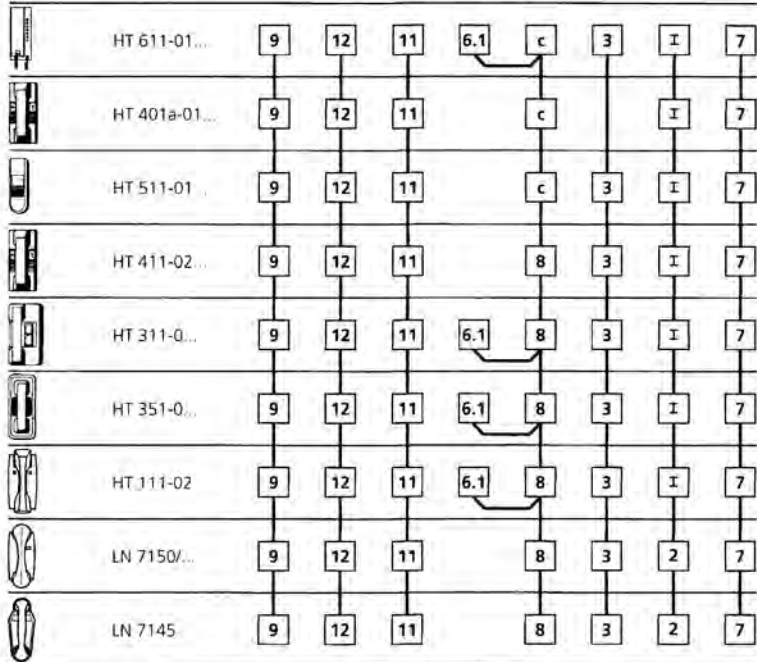
Farvekode

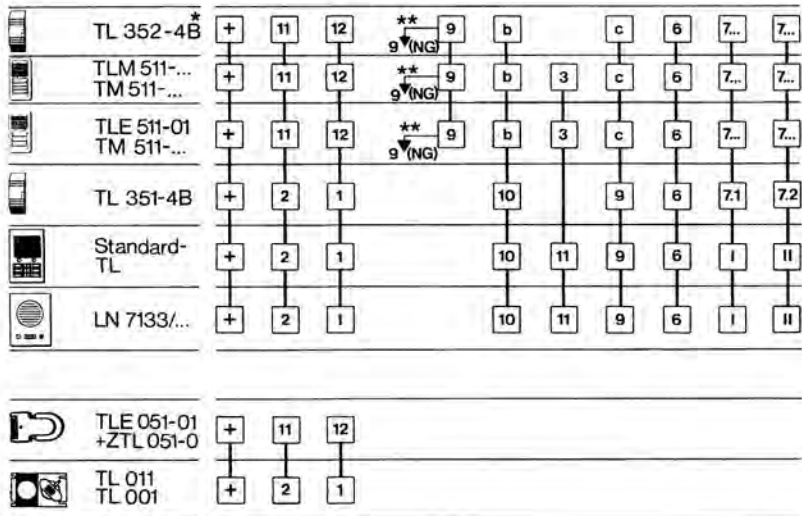
Färgkod

Barevny k d

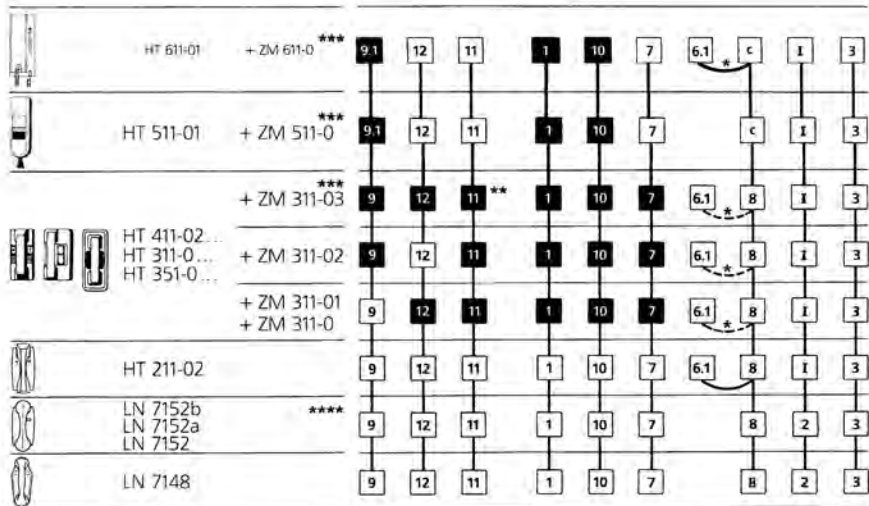
Kod barwy

Austausch der gesamten Geräte






21




22

UG 402-0  
+ ZUG 402-0




UG 502-0  
+ ZUG 502-0

UG 411-0  
UG 411-01




UG 502-0  
+ ZUG 502-0

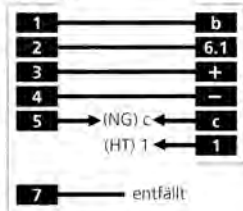
UG 111-0  
UG 502-0  
+ ZUG 502-0



LN 7144 g  
UG 502-0  
+ ZUG 502-0




LN 1983 a,b  
STG 101-0  
STG 401-0

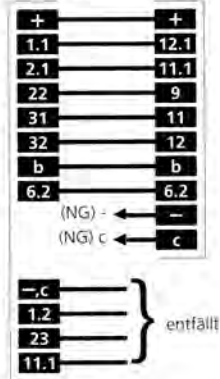


UG 502-0  
+ ZUG 502-0

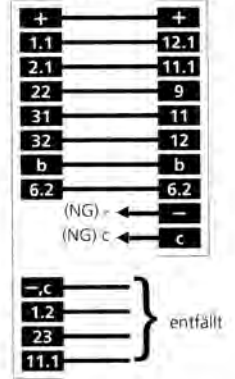
LN 7141 b UG 502-0




UG 401-0 UG 401-01 UG 502-0




UG 401-0 UG 401-01 UG 502-0




UG 402-0 UG 502-0



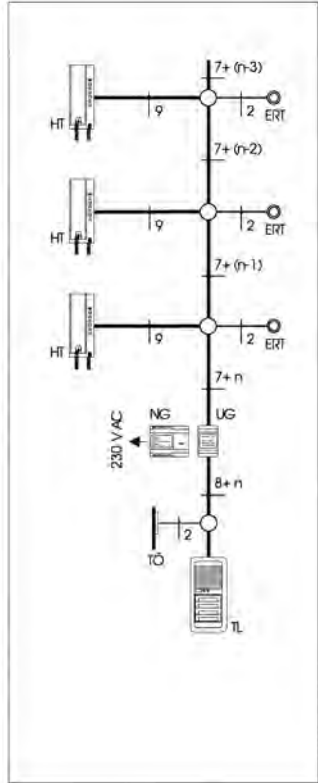
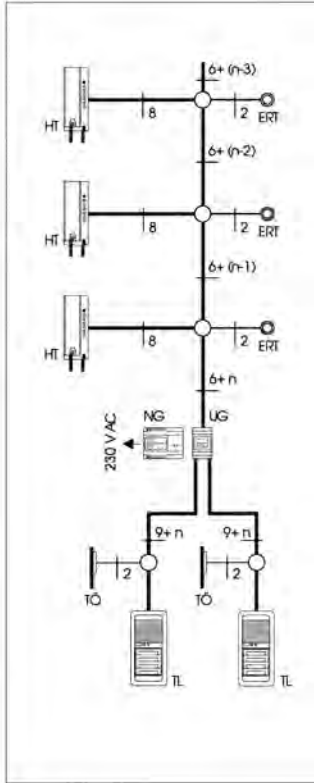
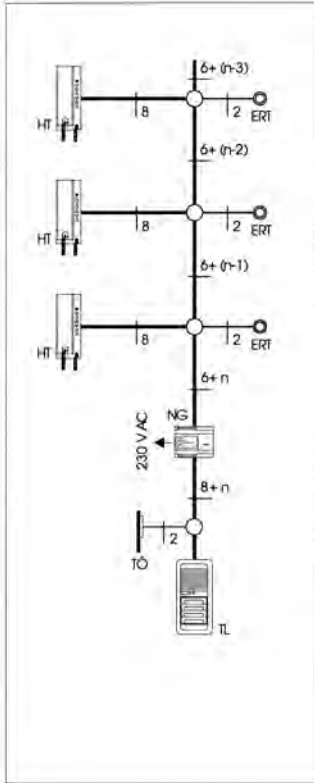
erforderliche Ersatzgeräte



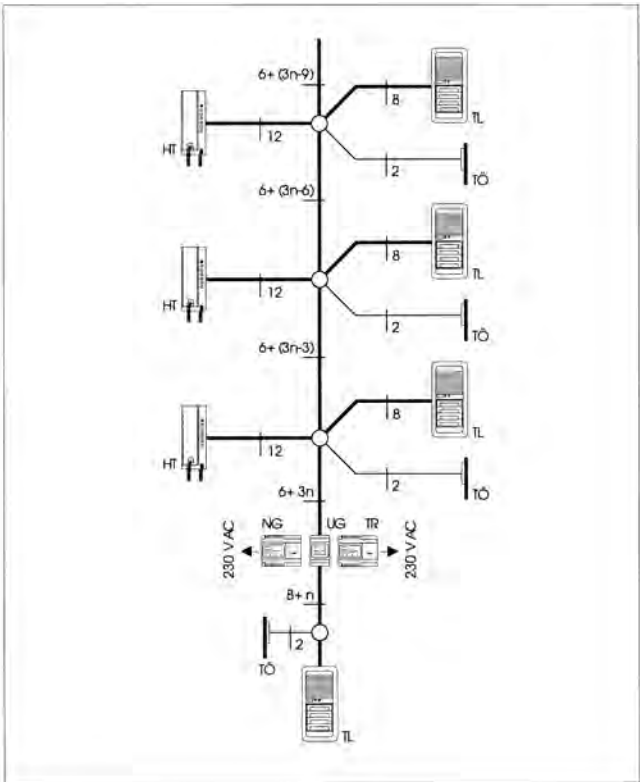
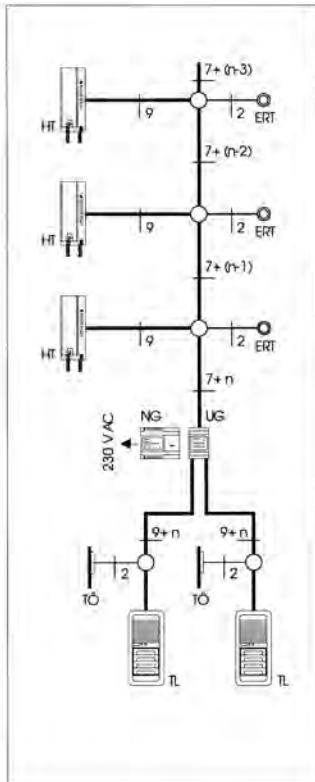
erforderliche Ersatzgeräte

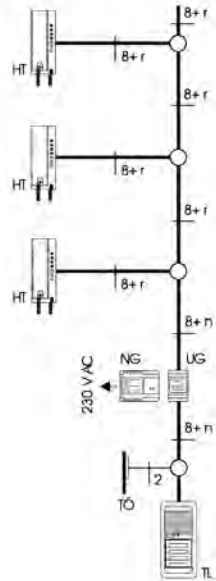
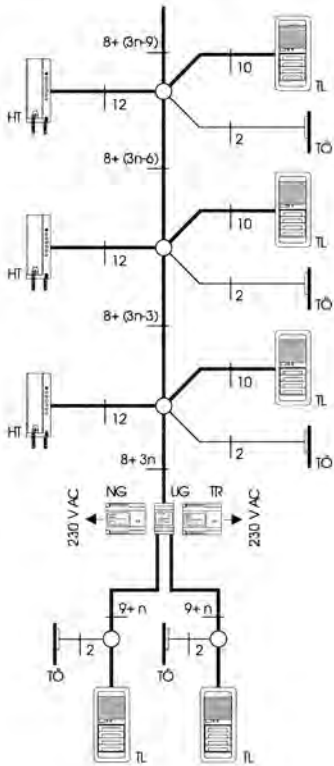


ÜV-2/53-1  
 ÜV-2/53-2  
 ÜV-2/63-1

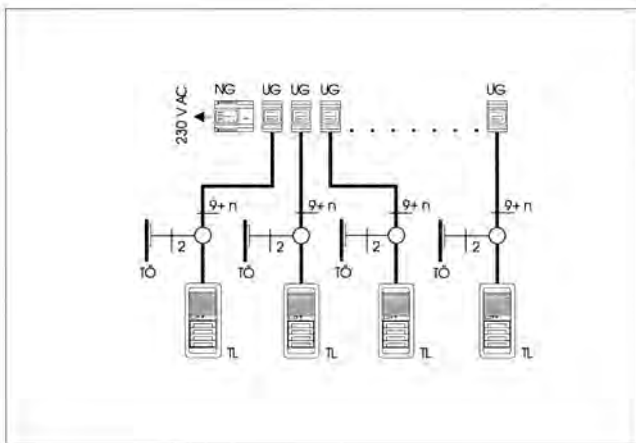
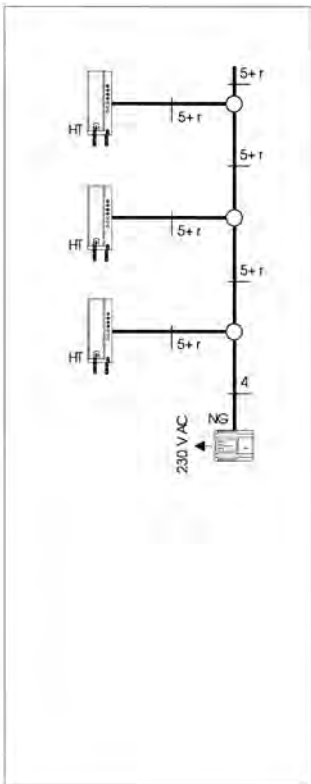
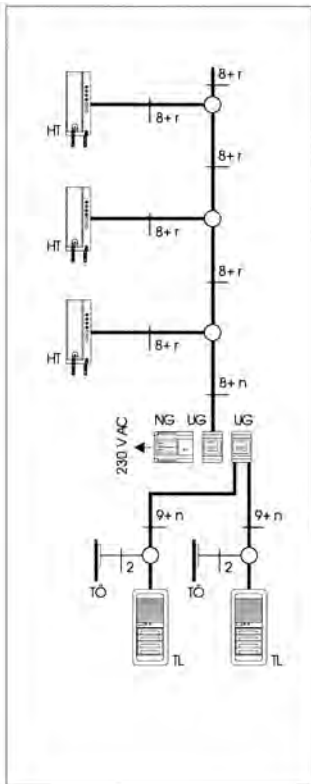


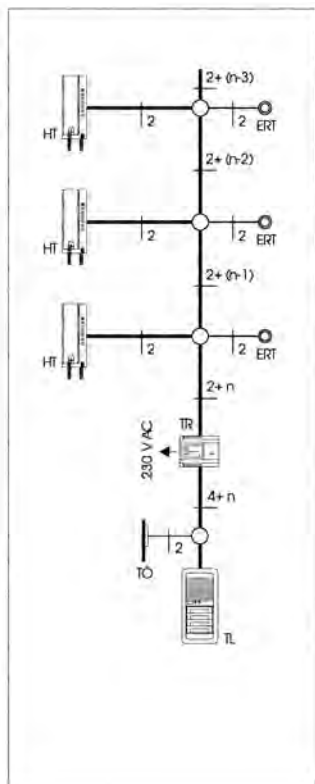
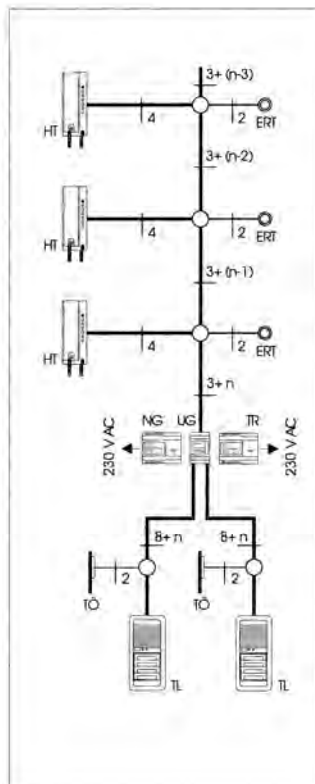
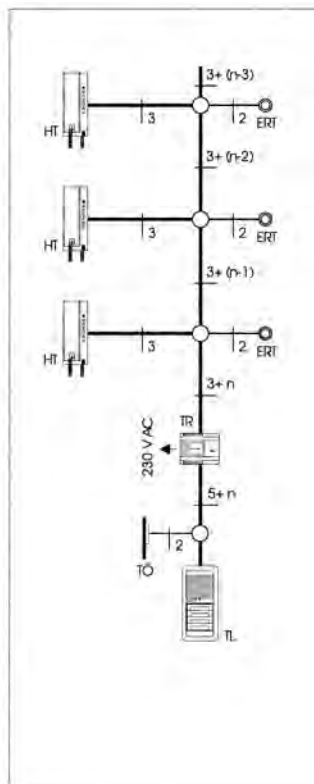


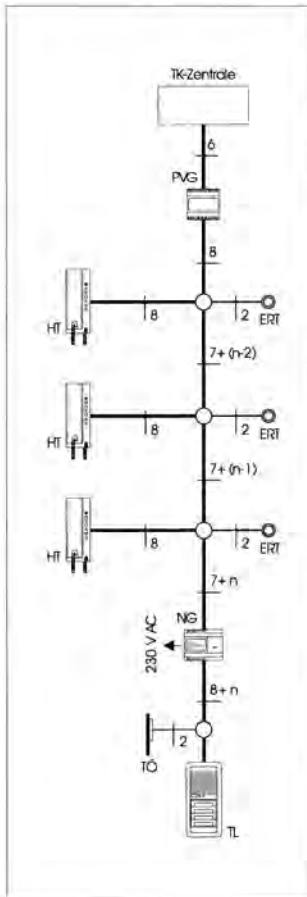
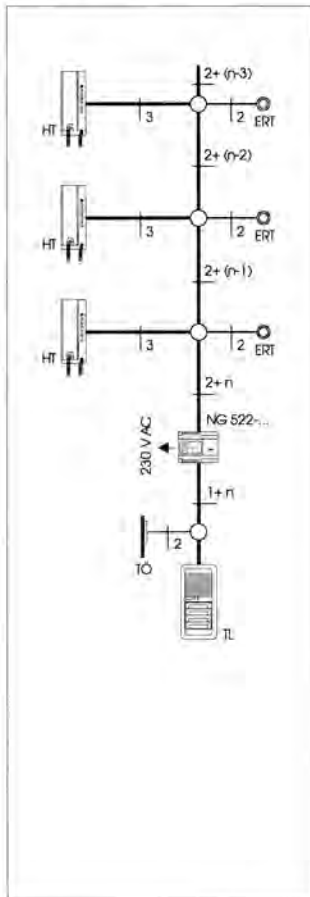


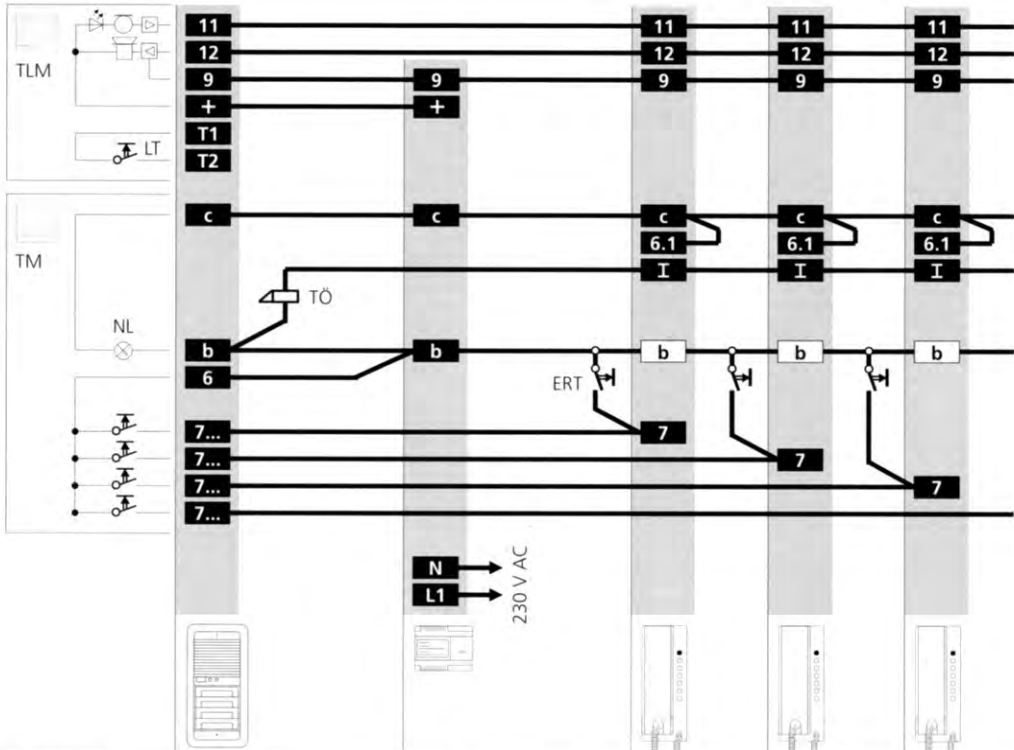


ÜV-2/73-2  
 ÜV-1/75a-0  
 ÜV-2/...> 2 TL


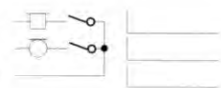








|              |   |            |                        |                        |                        |
|--------------|---|------------|------------------------|------------------------|------------------------|
| Gerätebedarf | TLM 511-...<br>TM 511-...<br>Siedle Vario | NG 402-... | HT 611-01<br>+ Zubehör | HT 611-01<br>+ Zubehör | HT 611-01<br>+ Zubehör |
| Hinweise     | a)  |            | c)                     | c)                     | c)                     |



Farbcode

#### Farbcode

Colour code  
Code couleur  
Codice dei colori  
Kleurcode  
Farvekode  
Färgkod  
Barevny kód  
Kod barwy

#### Gerätebedarf

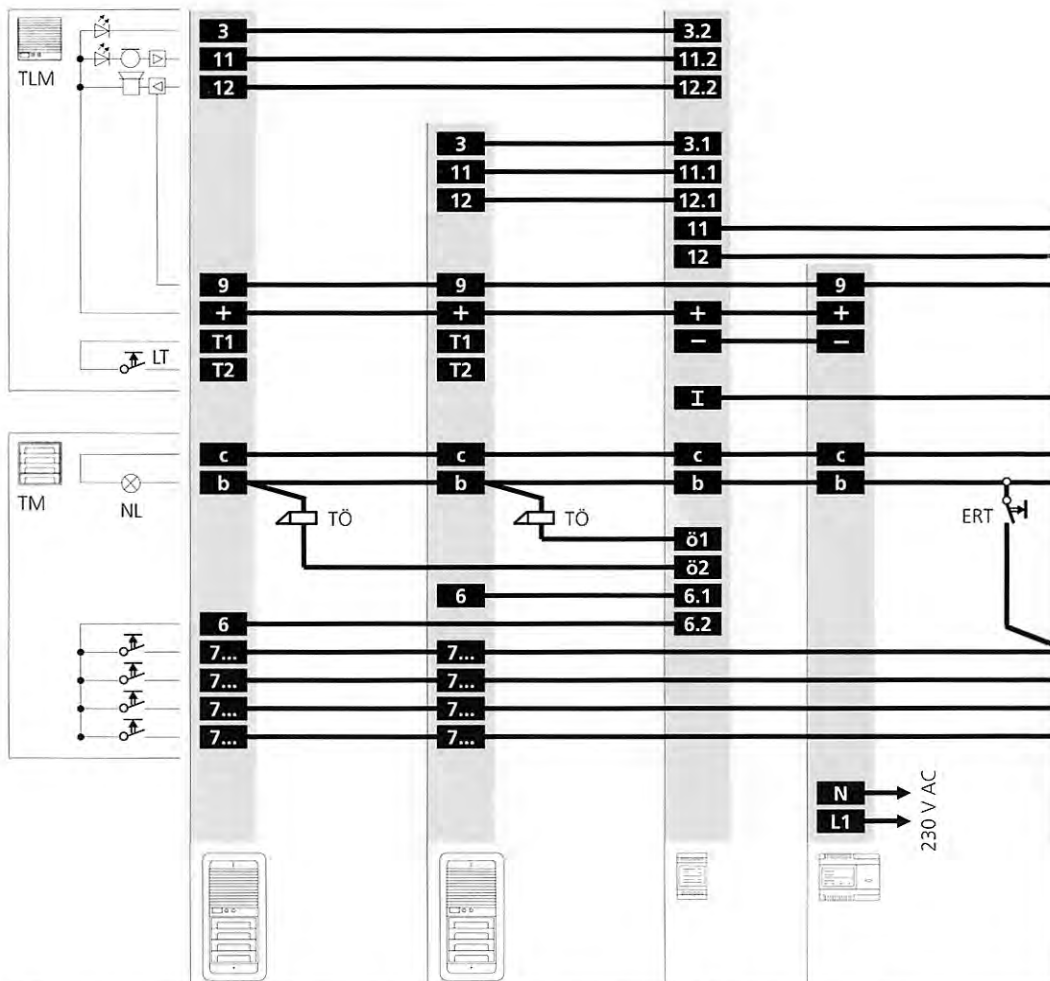
Appliance  
requirement  
Appareils  
nécessaires  
Distinta materiali  
Benodigde  
apparatuur  
Komponentbehov  
Komponentbehov  
Potřeba přístrojů  
Zapotrzebowanie  
urządzenia

#### Hinweise

Remarks  
Remarques  
Avvertenze  
Aanwijzingen  
Bemærkinger  
Hänvisning  
Poznámky  
Wskazówka

#### Zubehör

Accessories  
Accessoires  
Accessori  
Accessoires  
Tilbehør  
Tilbehør  
Přisloušenství  
Dodatek



Gerätebedarf

TLM 511-...  
TM 511-...  
Siedle Vario

TLM 511-...  
TM 511-...  
Siedle Vario

UG 502-...  
ZUG 502-...

NG 402-...

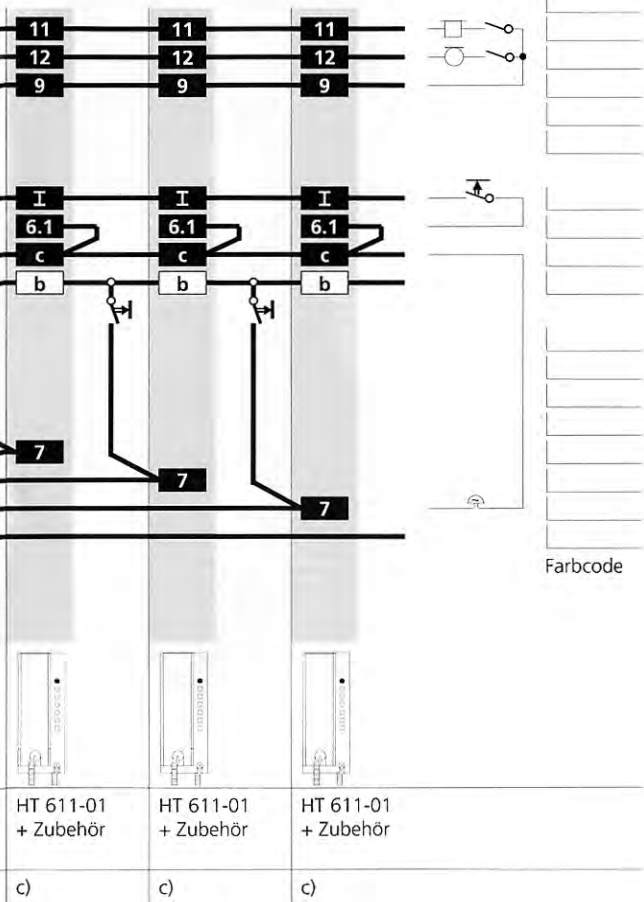
Hinweise

a)

a)

g)





Farbcode

Colour code

Code couleur

Codice dei colori

Kleurcode

Farvekode

Färgkod

Barevný kód

Kod barwy

Gerätebedarf

Appliance requirement

Appareils nécessaires

Distinta materiali

Benodigde apparatuur

Komponentbehov

Potreba prístrojů

Zapotrzebowanie urządzeń

Hinweise

Remarks

Remarques

Avvertenze

Aanwijzingen

Bemærkinger

Hänvisning

Poznamky

Wskazówki

Zubehör

Accessories

Accessories

Accessori

Accessories

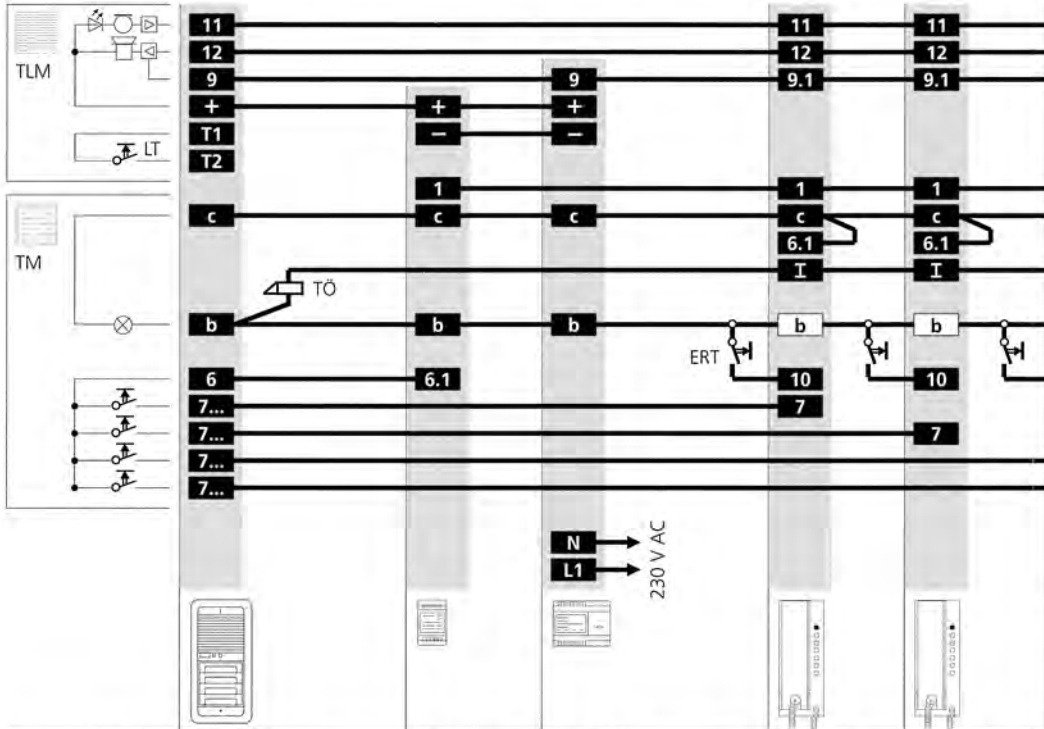
Tilbehør

Tilbehør


Prisluženství

Dodatek

Farbcode



|              |   |                           |            |                                    |                                    |
|--------------|---|---------------------------|------------|------------------------------------|------------------------------------|
| Gerätebedarf | TLM 511-...<br>TM 511-...<br>Siedle Vario | UG 502-...<br>ZUG 502-... | NG 402-... | HT 611-01<br>ZM 611-0<br>+ Zubehör | HT 611-01<br>ZM 611-0<br>+ Zubehör |
| Hinweise     | a)  | g)                        |            | d)                                 | d)                                 |



Farbcode

#### Farbcode

Colour code  
Code couleur  
Codice dei colori  
Kleurcode  
Farvekode  
Färgkod  
Barevny kód  
Kod barwy

#### Gerätebedarf

Appliance requirement  
Appareils nécessaires  
Distinta materiali  
Benodigde apparatuur  
Komponentbehov  
Komponentbehov  
Potřeba přístrojů  
Zapotrzebowanie urządzeń

#### Hinweise

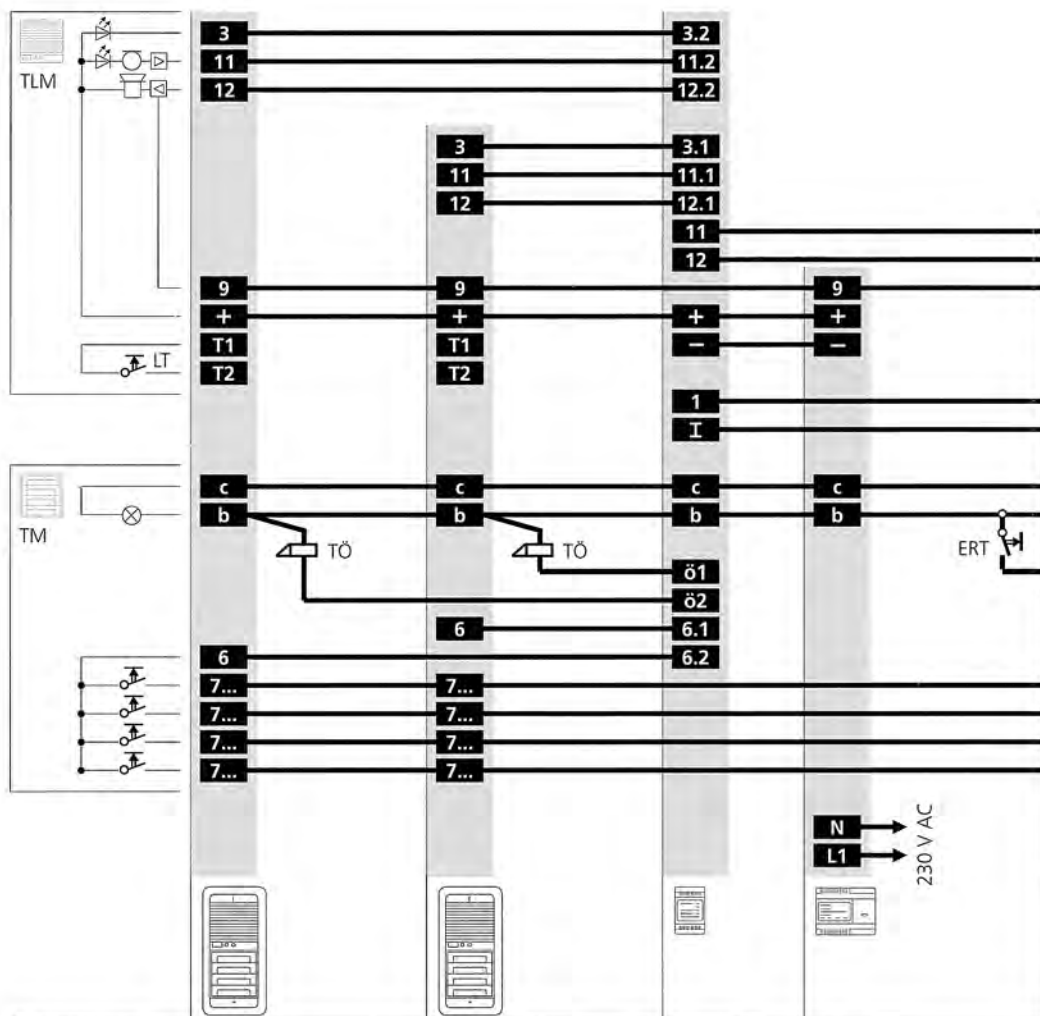
Remarks  
Remarques  
Avvertenze  
Aanwijzingen  
Bemærkinger  
Hänvisning  
Poznámky  
Wskazówka

#### Zubehör

Accessories  
Accessoires  
Accessori  
Accessoires  
Tilbehør  
Tilbehør  
Příslušenství  
Dodatek

HT 611-01  
ZM 611-0  
+ Zubehör

d)



Gerätebedarf

TLM 511-...  
TM 511-...  
Siedle Vario

TLM 511-...  
TM 511-...  
Siedle Vario

UG 502-...  
ZUG 502-...

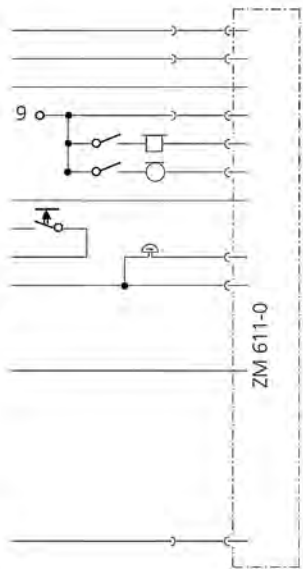
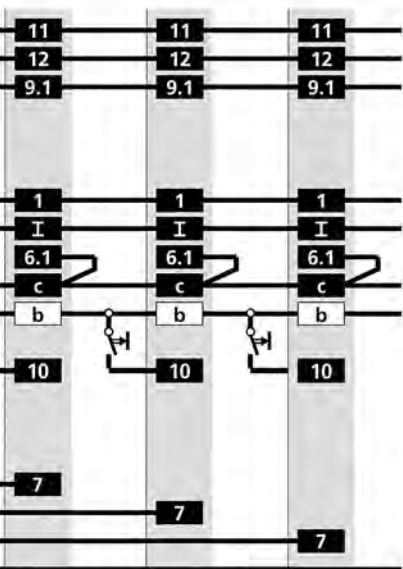
NG 402-...

Hinweise

a)

a)

g)

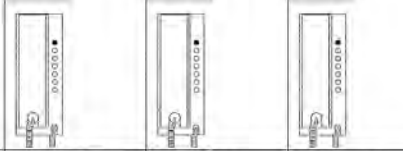


**Farbcode**  
 Colour code  
 Code couleur  
 Codice dei colori  
 Kleurcode  
 Farvekode  
 Färgkod  
 Brevný kód  
 Kod barwy

**Gerätebedarf**  
 Appliance requirement  
 Appareils nécessaires  
 Distinta materiali  
 Benodigde apparatuur  
 Komponentbehov  
 Komponentbehov  
 Potřeba přístrojů  
 Zapotrzebowanie urządzenia

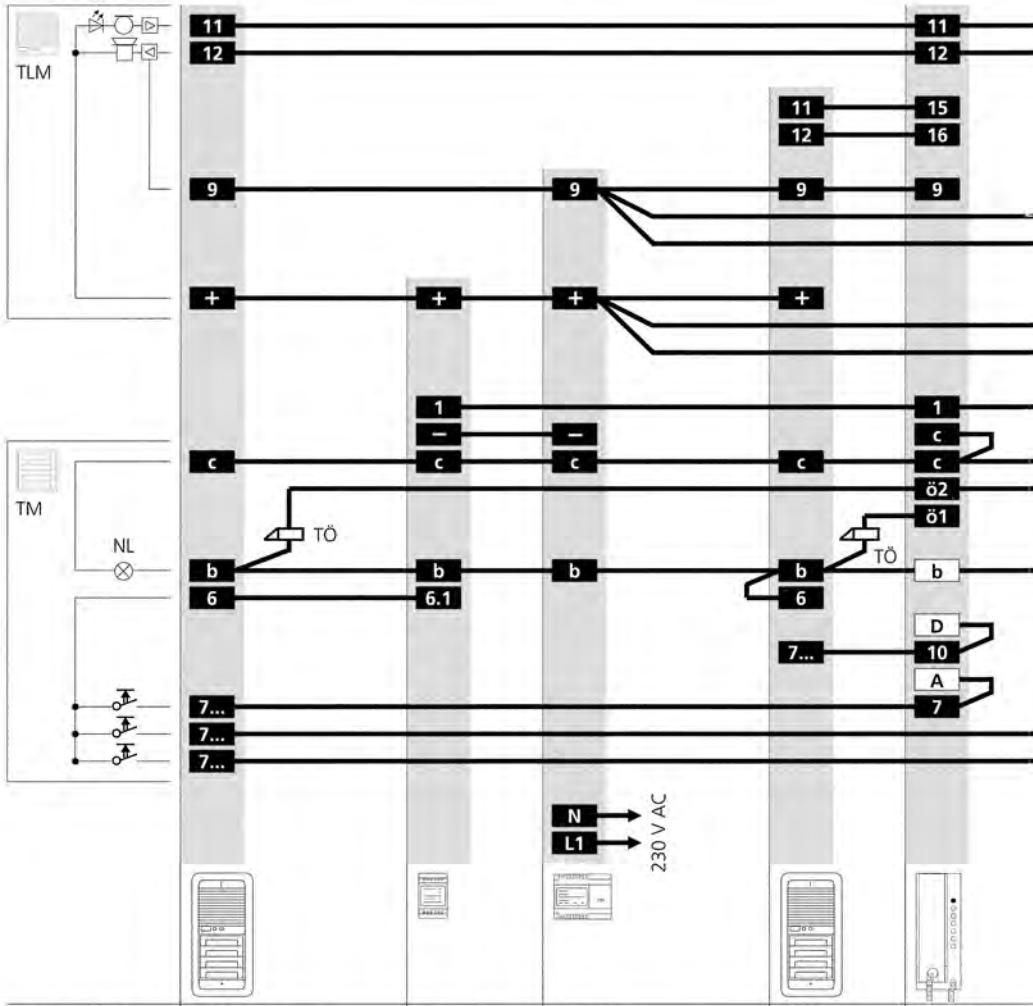
**Hinweise**  
 Remarks  
 Remarques  
 Avvertenze  
 Aanwijzingen  
 Bemærkinger  
 Hänvisning  
 Poznámky  
 Wskazówka

**Zubehör**  
 Accessories  
 Accessoires  
 Accessori  
 Accessoires  
 Tilbehør  
 Tilbehør  
 Příslušenství  
 Dodatek

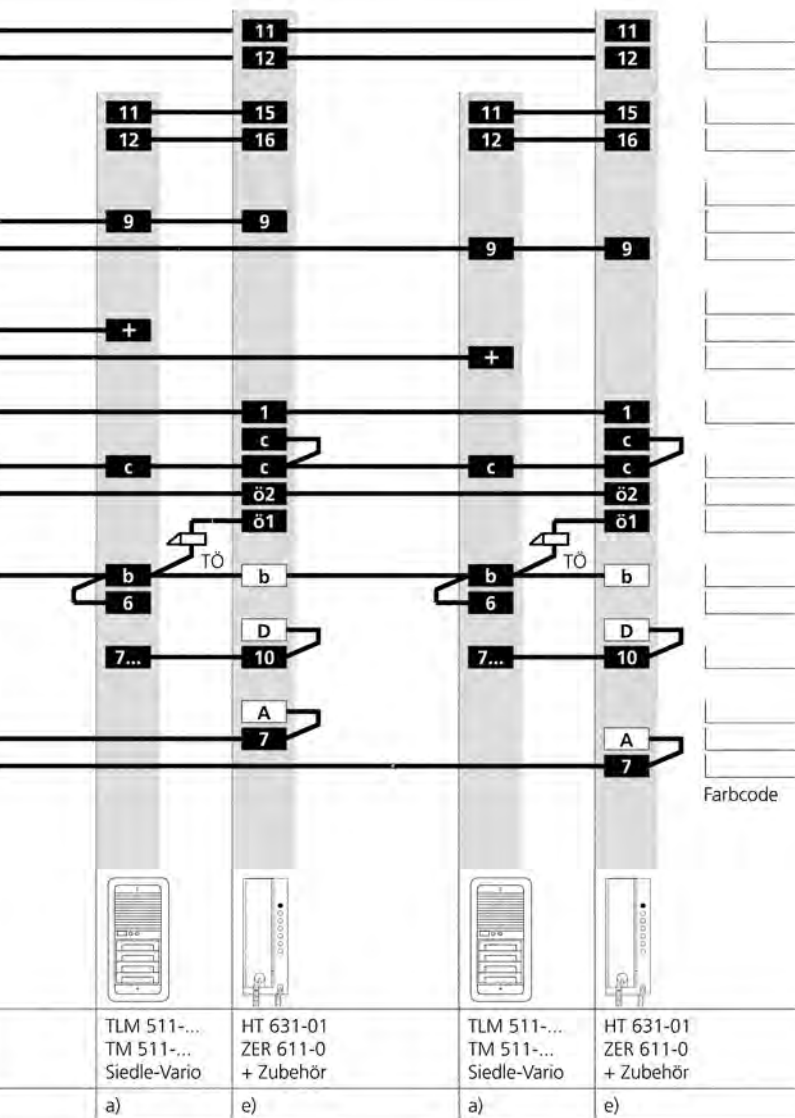


HT 611-01  
 ZM 611-0  
 + Zubehör

d)



|              |   |                           |            |   |                                     |
|--------------|---|---------------------------|------------|---|-------------------------------------|
| Gerätebedarf | TLM 511-...<br>TM 511-...<br>Siedle Vario | UG 502-...<br>ZUG 502-... | NG 402-... | TLM 511-...<br>TM 511-...<br>Siedle-Vario | HT 631-01<br>ZER 611-0<br>+ Zubehör |
| Hinweise     | a)  | g)                        | i)         | a)  | e)                                  |



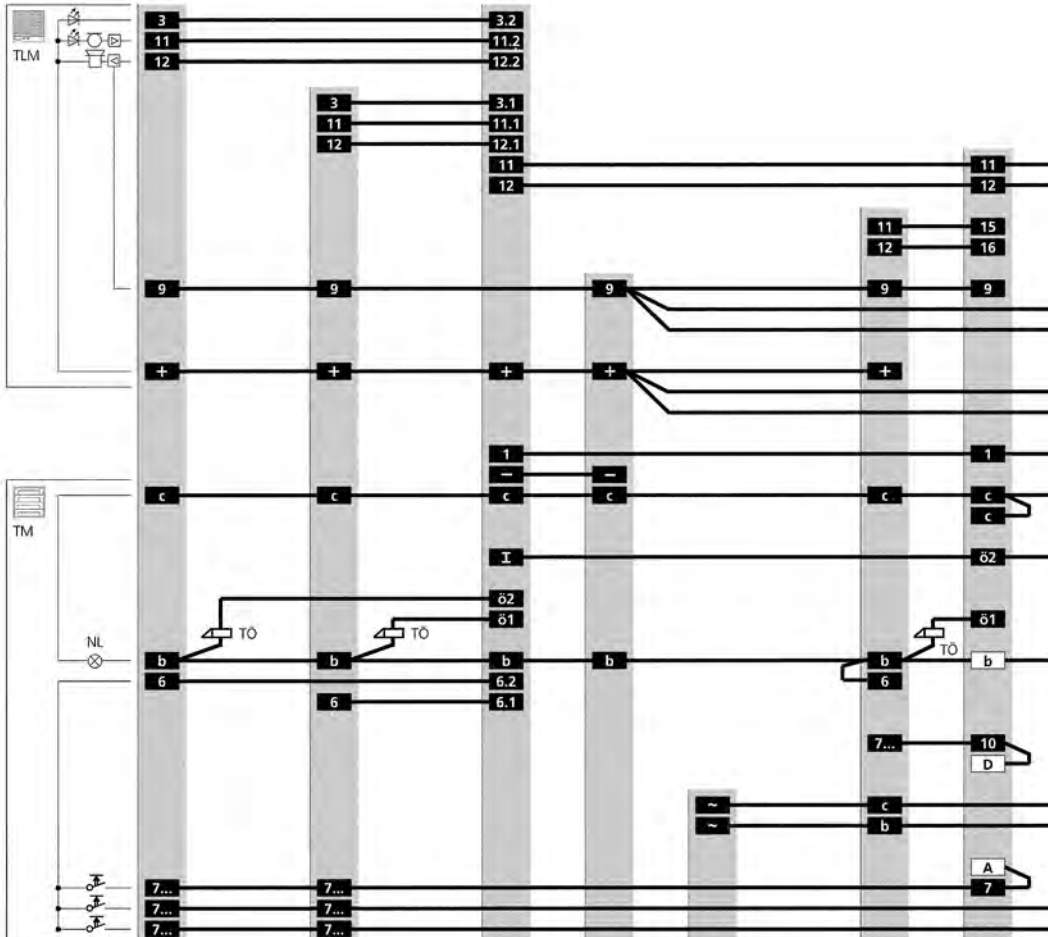
**Farbcode**  
 Colour code  
 Code couleur  
 Codice dei colori  
 Kleurcode  
 Farvcode  
 Färgkod  
 Barevny kód  
 Kod barwy

**Gerätebedarf**  
 Appliance  
 requirement  
 Appareils  
 nécessaires  
 Distinta materiali  
 Benodigde  
 apparatuur  
 Komponentbehov  
 Komponentbehov  
 Pořítba přístrojů  
 Zapotrzebowanie  
 urządzenia

**Hinweise**  
 Remarks  
 Remarques  
 Avvertenze  
 Aanwijzingen  
 Bemærkinger  
 Hänvisning  
 Poznámky  
 Wskazówki

**Zubehör**  
 Accessories  
 Accessoires  
 Accessori  
 Accessoires  
 Tillbehör  
 Tillbehör  
 Příslušenství  
 Dodatek

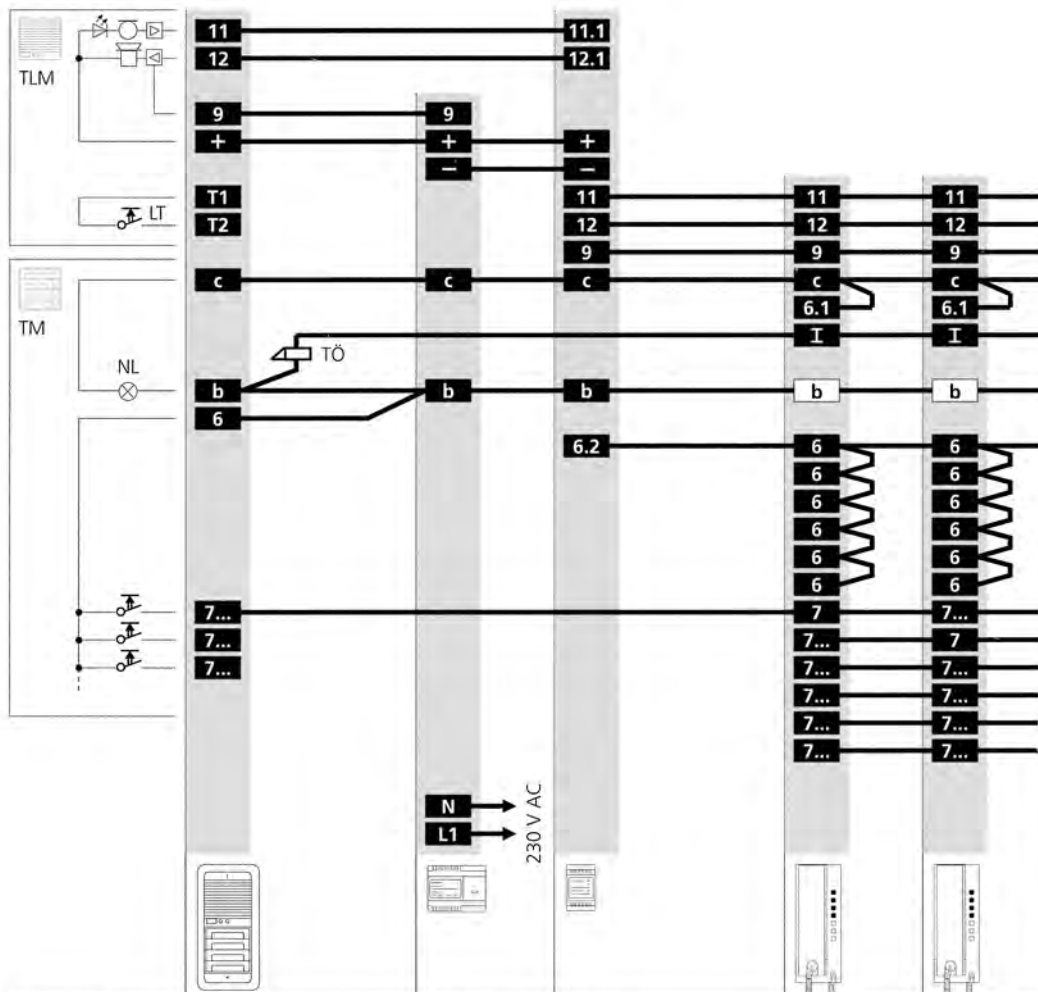
Farbcode




|              |   |   |                           |            |                               |   |                                     |
|--------------|---|---|---------------------------|------------|-------------------------------|---|-------------------------------------|
| Gerätebedarf | TLM 511-...<br>TM 511-...<br>Siedle Vario | TLM 511-...<br>TM 511-...<br>Siedle Vario | UG 502-...<br>ZUG 502-... | NG 402-... | Klingeltrafo<br>12 V AC/1,5 A | TLM 511-...<br>TM 511-...<br>Siedle-Vario | HT 631-01<br>ZER 611-0<br>+ Zubehör |
| Hinweise     | a)  | a)  | g)                        | i)         |                               | a)  | e)                                  |







|              |   |            |            |                        |                        |
|--------------|---|------------|------------|------------------------|------------------------|
| Gerätebedarf | TLM 511-...<br>TM 511-...<br>Siedle Vario | NG 402-... | UG 502-... | HT 611-01<br>+ Zubehör | HT 611-01<br>+ Zubehör |
| Hinweise     | b)  |            |            | c)                     | c)                     |



Farbcode

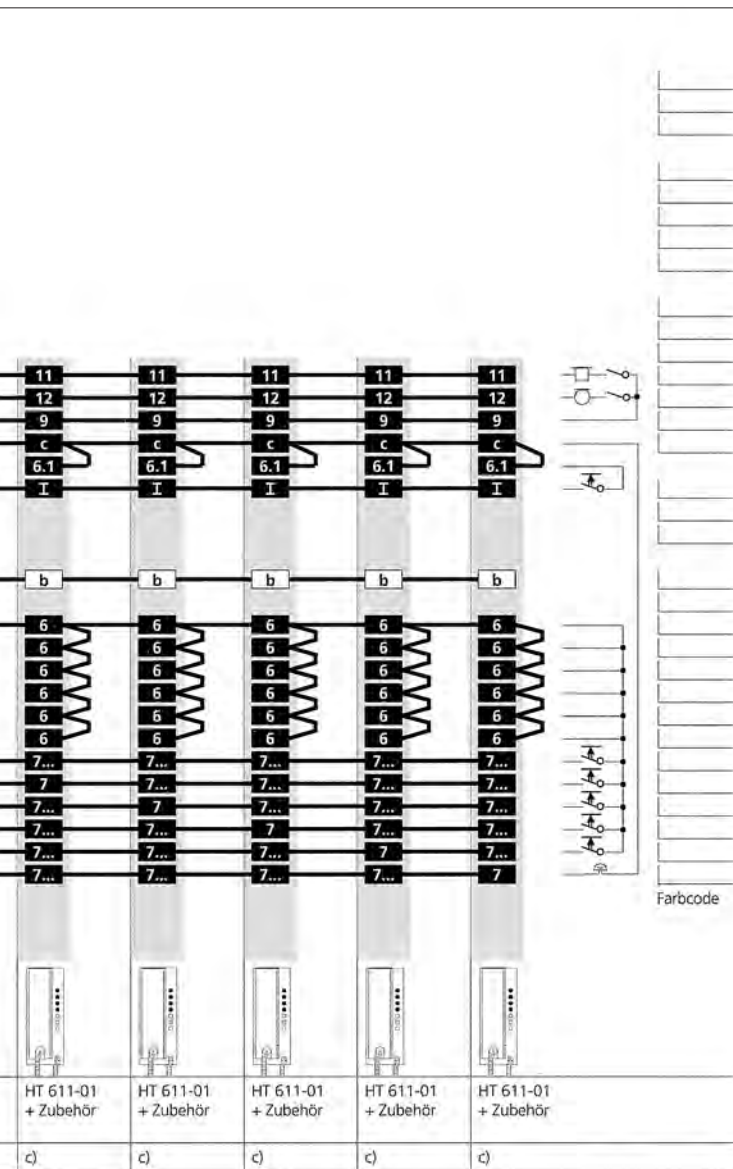
**Farbcode**  
 Colour code  
 Code couleur  
 Codice dei colori  
 Kleurcode  
 Farvekode  
 Färgkod  
 Bărevny kód  
 Kod barwy

**Gerätebedarf**  
 Appliance  
 requirement  
 Appareils  
 nécessaires  
 Distinta materiali  
 Benodigde  
 apparatuur  
 Komponentbehov  
 Komponentbehov  
 Potreba prístrojů  
 Zapotrzebowanie  
 urządzenia

**Hinweise**  
 Remarks  
 Remarques  
 Avvertenze  
 Aanwijzingen  
 Bemærkinger  
 Hänvisning  
 Poznámky  
 Wskazówka

**Zubehör**  
 Accessories  
 Accessoires  
 Accessori  
 Accessories  
 Tilbehør  
 Tilbehør  
 Príslušenství  
 Dodatek





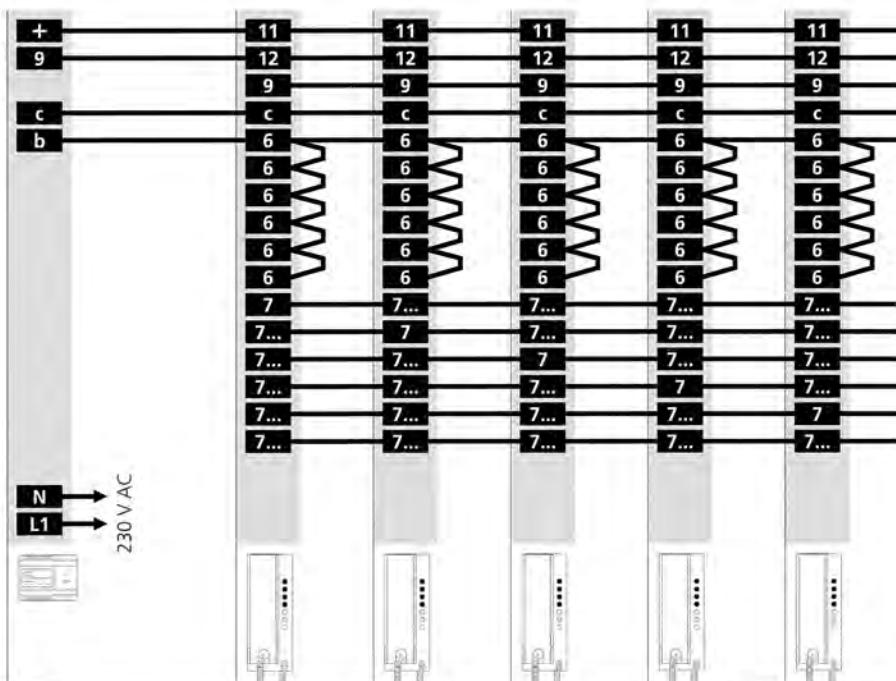
**Farbcode**  
 Colour code  
 Code couleur  
 Codice dei colori  
 Kleurcode  
 Farvekode  
 Färgkod  
 Barevný kód  
 Kod barwy

**Gerätebedarf**  
 Appliance  
 requirement  
 Appareils  
 nécessaires  
 Distinta materiali  
 Benodigde  
 apparatuur  
 Komponentbeho  
 r  
 Komponentbeho  
 r  
 Potreba přístrojů  
 Zapotrzebowanie  
 urządzenia

**Hinweise**  
 Remarks  
 Remarques  
 Avvertenze  
 Aanwijzingen  
 Bemærkinger  
 Hänvisning  
 Poznámky  
 Wskazówka

**Zubehör**  
 Accessories  
 Accessoires  
 Accessori  
 Accessoires  
 Tilbehør  
 Tilbehør  
 Příslušenství  
 Dodatek

Farbcode



Gerätebedarf

NG 402-...

HT 611-01  
+ ZubehörHT 611-01  
+ ZubehörHT 611-01  
+ ZubehörHT 611-01  
+ ZubehörHT 611-01  
+ Zubehör

Hinweise

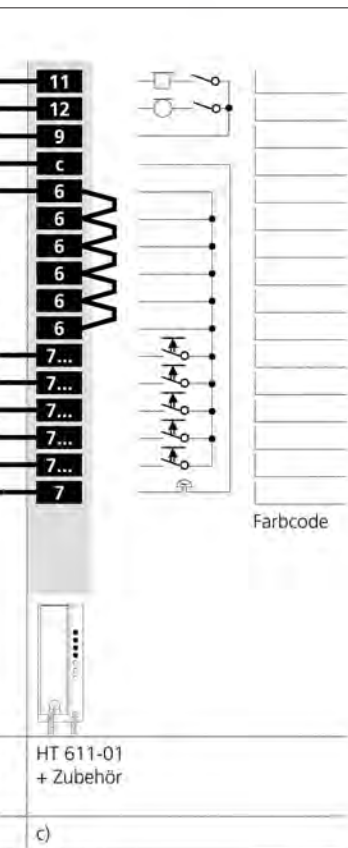
c)

c)

c)

c)

c)

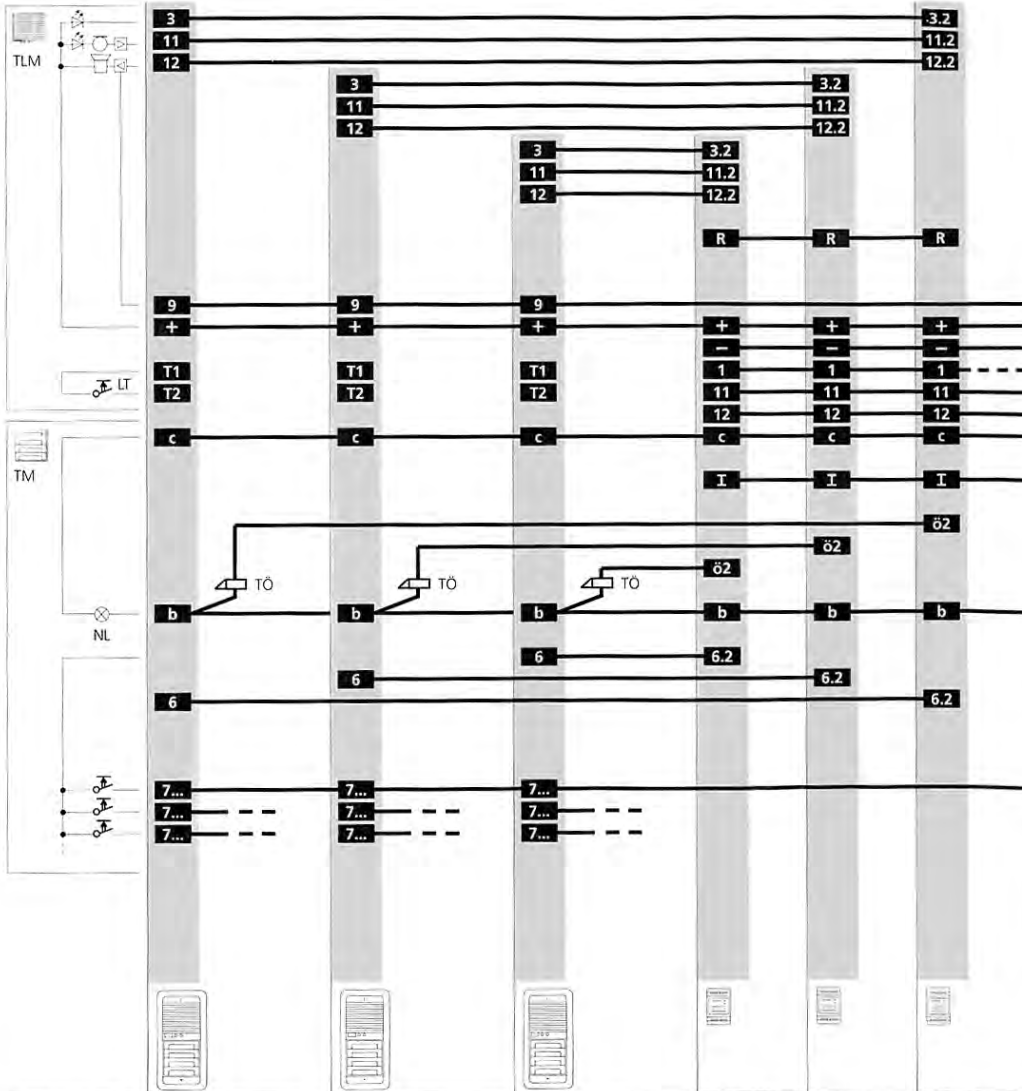


Colour code  
Code couleur  
Codice dei colori  
Kleurcode  
Farvekode  
Färgkod  
Barevný kód  
Kod barwy

**Gerätebedarf**  
Appliance  
requirement  
Appareils  
nécessaires  
Distinta materiali  
Benodigde  
apparatuur  
Komponentbehov  
Komponentbehov  
Potřeba přístrojí  
Zapotrzebowania  
urządzenia

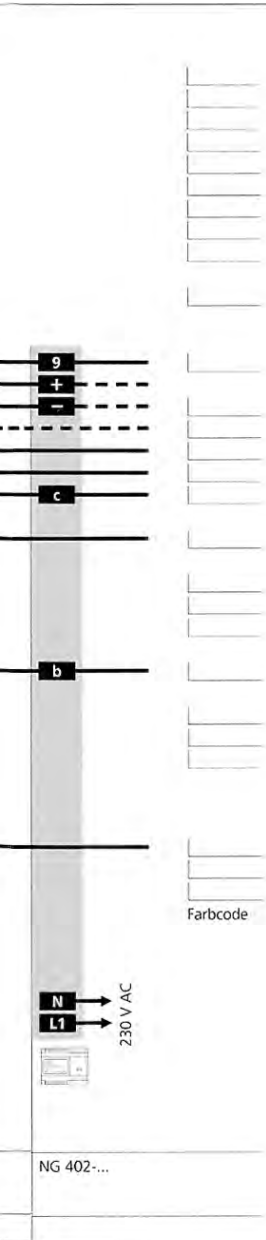
**Hinweise**  
Remarks  
Remarques  
Aanwijzingen  
Bemærkinger  
Hänvisning  
Poznámky  
Wskazówki

**Zubehör**  
Accessories  
Accessoires  
Accessori  
Accessoires  
Tilbehør  
Tillbehör  
Příslušenství  
Dodatek



|              |   |   |   |                           |   |   |
|--------------|---|---|---|---------------------------|---|---|
| Gerätebedarf | TLM 511-...<br>TM 511-...<br>Siedle Vario | TLM 511-...<br>TM 511-...<br>Siedle Vario | TLM 511-...<br>TM 511-...<br>Siedle Vario | UG 502-...<br>ZUG 502-... | UG 502-...<br>Intern Karte<br>entfernen | UG 502-...<br>Intern Karte<br>entfernen |
| Hinweise     | a)  | a)  | a)  | g)                        | h)                                      | h)                                      |



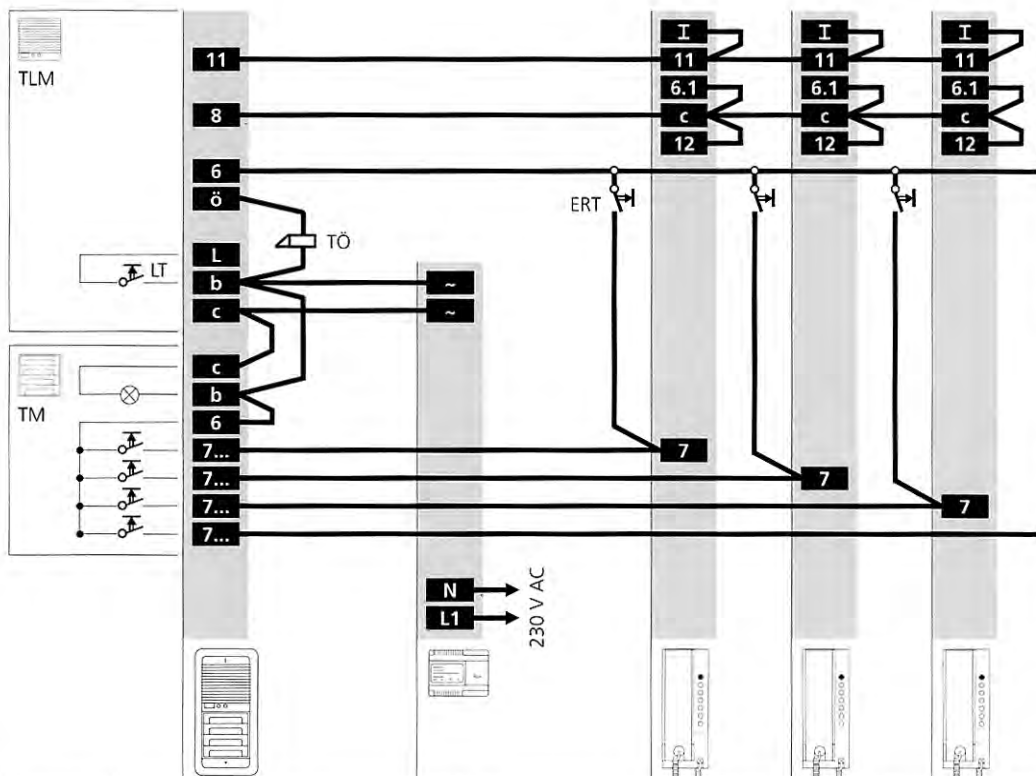


**Farbcode**  
 Colour code  
 Code couleur  
 Codice dei colori  
 Kleurcode  
 Farvekode  
 Färgkod  
 Barevny kód  
 Kod barwy



**Gerätebedarf**  
 Appliance  
 requirement  
 Appareils  
 nécessaires  
 Distinta materiali  
 Benodigde  
 apparatuur  
 Komponentbehov  
 Komponentbehov  
 Potreba přístrojů  
 Zapotrzebowanie  
 urządzeń

**Hinweise**  
 Remarks  
 Remarques  
 Avvertenze  
 Aanwijzingen  
 Bemærkinger  
 Hänvisning  
 Poznámky  
 Wskazówki

**Interne Karte  
 entfernen**  
 Pull off the internal  
 card  
 Retirez la carte  
 interne  
 Tolti il circuito  
 stampato interna  
 Insteekprintplaat  
 interne verwijderen  
 Internt printkort  
 udtages  
 Avlägsna  
 instickskortet  
 Vymout interní kartu  
 Wyjmowanie karty  
 wewnętrznej



|              |  |            |                                     |                                     |                                     |
|--------------|--|------------|-------------------------------------|-------------------------------------|-------------------------------------|
| Gerätebedarf | TLM 521-01<br>TM 511-...<br>Siedle Vario | TR 511-... | HT 611-01<br>ZLW 611-0<br>+ Zubehör | HT 611-01<br>ZLW 611-0<br>+ Zubehör | HT 611-01<br>ZLW 611-0<br>+ Zubehör |
| Hinweise     | a)                                       | k)         | f)                                  | f)                                  | f)                                  |



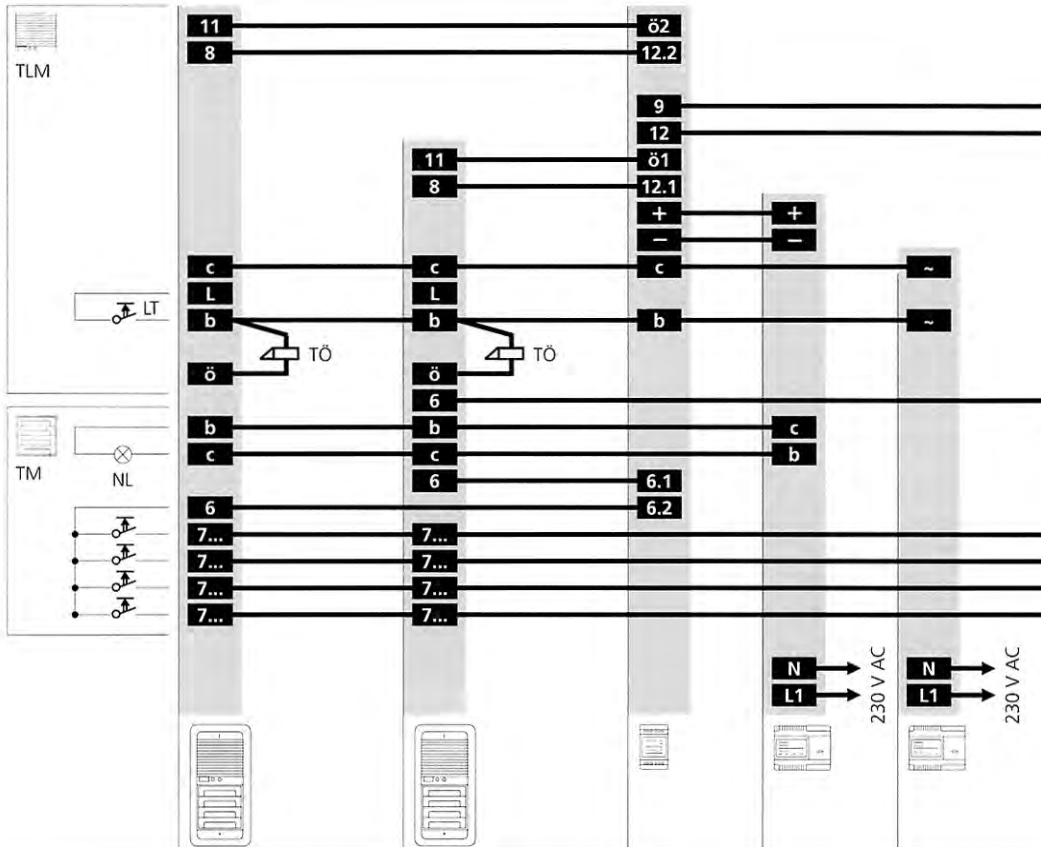
Farbcode

**Farbcode**  
Colour code  
Code couleur  
Codice dei colori  
Kleurcode  
Farvekode  
Färgkod  
Barevny kód  
Kod barwy

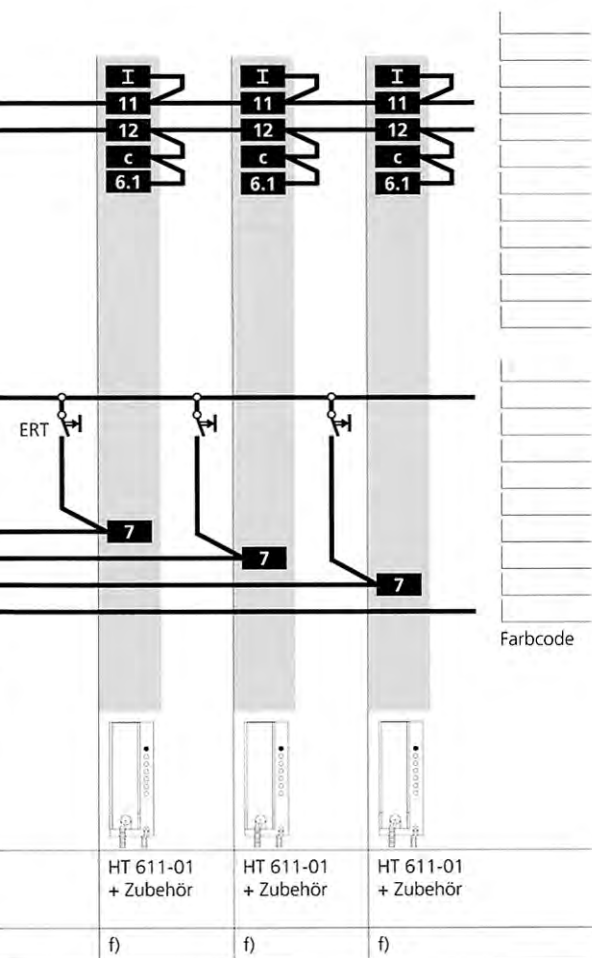
**Gerätebedarf**  
Appliance  
requirement  
Appareils  
nécessaires  
Distinta materiali  
Benodigde  
apparatuur  
Komponentbehov  
Komponentbehov  
Potřeba přístrojů  
Zapotrzebowanie  
urządzenia

**Hinweise**  
Remarks  
Remarques  
Avvertenze  
Aanwijzingen  
Bemærkninger  
Hänvisning  
Poznámky  
Wskazówka

**Zubehör**  
Accessories  
Accessoires  
Accessori  
Accessoires  
Tilbehør  
Tillbehör  
Příslušenství  
Dodatek



|              |  |  |                           |            |            |
|--------------|--|--|---------------------------|------------|------------|
| Gerätebedarf | TLM 521-01<br>TM 511-...<br>Siedle Vario | TLM 521-01<br>TM 511-...<br>Siedle Vario | UG 502-...<br>ZUG 502-... | NG 402-... | TR 511-... |
| Hinweise     | a)                                       | a)                                       | g) k)                     | k)         | k)         |

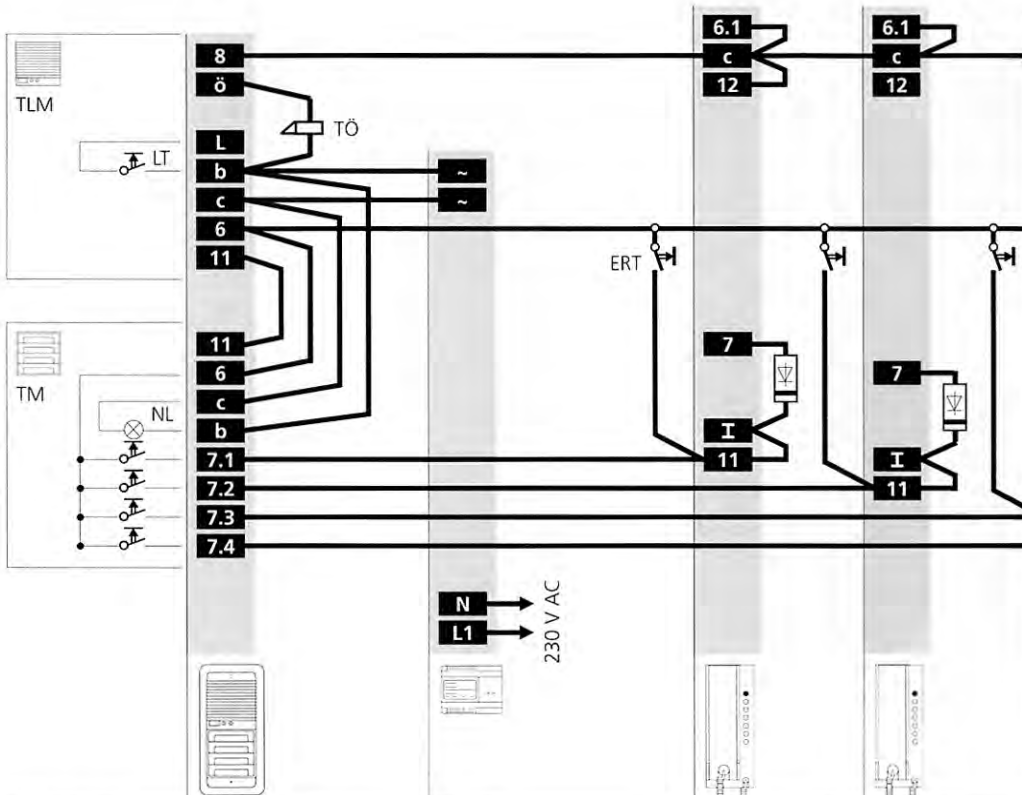


**Farbcode**  
 Colour code  
 Code couleur  
 Codice dei colori  
 Kleurcode  
 Farvekode  
 Färgkod  
 Barevný kód  
 Kod barwy

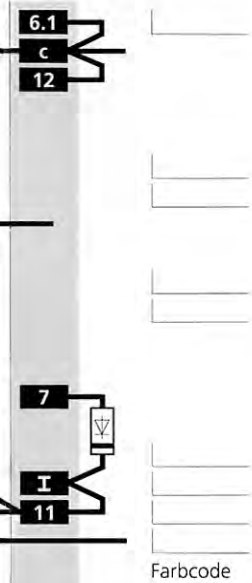
**Gerätebedarf**  
 Appliance  
 requirement  
 Appareils  
 nécessaires  
 Distinta materiali  
 Benodigde  
 apparatuur  
 Komponentbehov  
 Komponentbehov  
 Potreba prístrojů  
 Zapotrzebowanie  
 urządzenia

**Hinweise**  
 Remarks  
 Remarques  
 Avvertenze  
 Aanwijzingen  
 Bemærkninger  
 Hänvisning  
 Poznámky  
 Wskazówka

**Zubehör**  
 Accessories  
 Accessoires  
 Accessori  
 Accessoires  
 Tillbehör  
 Tillbehör  
 Pripůsenství  
 Dodatek



|              |  |            |                                     |                                     |
|--------------|--|------------|-------------------------------------|-------------------------------------|
| Gerätebedarf | TLM 521-01<br>TM 511-...<br>ZD 511-4<br>Siedle Vario | TR 511-... | HT 611-01<br>ZLW 611-0<br>+ Zubehör | HT 611-01<br>ZLW 611-0<br>+ Zubehör |
| Hinweise     | a)   | k)         | f)                                  | f)                                  |



HT 611-01  
 ZLW 611-0  
 + Zubehör

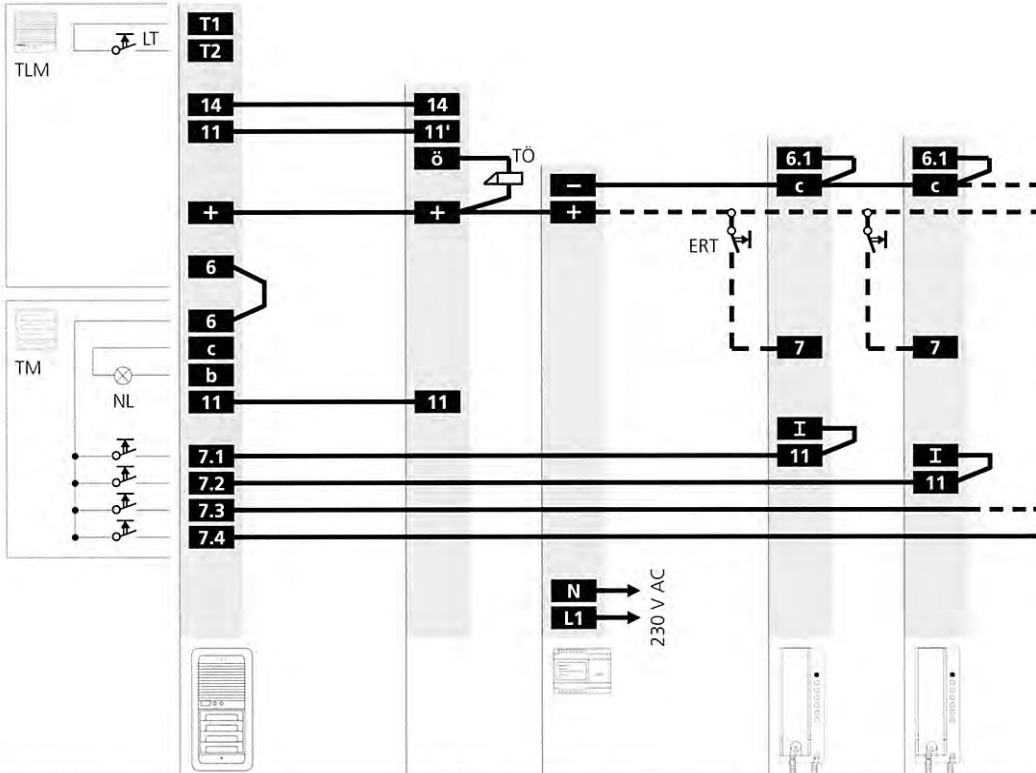
f)

**Farbcode**  
 Colour code  
 Code couleur  
 Codice dei colori  
 Kleurcode  
 Farvekode  
 Färgkod  
 Barevny kód  
 Kod barwy

**Gerätebedarf**  
 Appliance  
 requirement  
 Appareils  
 nécessaires  
 Distinta materiali  
 Benodigde  
 apparatuur  
 Komponentbehov  
 Komponentbehov  
 Potreba přístrojů  
 Zapotrzebowanie  
 urządzenia

**Hinweise**  
 Remarks  
 Remarques  
 Avvertenze  
 Aanwijzingen  
 Bemærkinger  
 Hänvisning  
 Poznámky  
 Wskazówka

**Zubehör**  
 Accessories  
 Accessoires  
 Accessori  
 Accessoires  
 Tillbehör  
 Tillbehör  
 Příslušenství  
 Dodatek



|              |   |             |            |                                     |                                     |
|--------------|---|-------------|------------|-------------------------------------|-------------------------------------|
| Gerätebedarf | TLM 522-...<br>TM 511-...<br>ZD 511-4<br>Siedle Vario | ZTL 522-... | NG 522-... | HT 611-01<br>ZER 622-0<br>+ Zubehör | HT 611-01<br>ZER 622-0<br>+ Zubehör |
| Hinweise     | a)  |             |            | f)                                  | f)                                  |



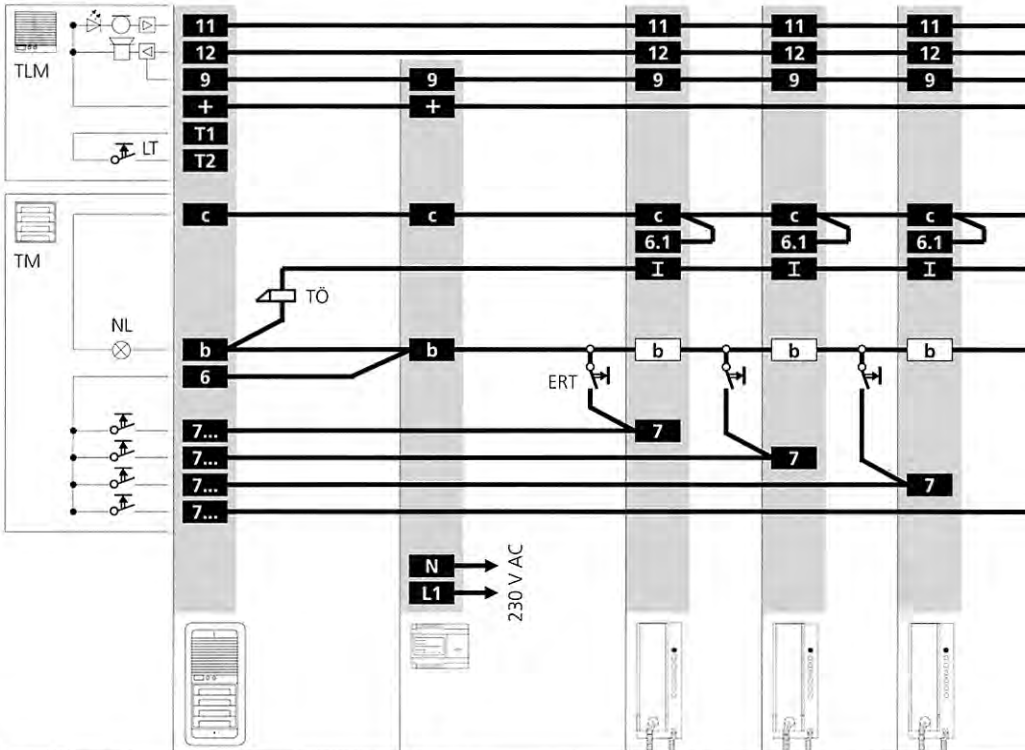
|  |  |
|--|--|
|  | <p>HT 401a-01<br/> ZHT 522-0<br/> ZSU 522-0<br/> + Zubehör</p> <p>f)</p> |
|--|--|

**Farbcode**  
Colour code  
Code couleur  
Codice dei colori  
Kleurcode  
Farvekode  
Färgkod  
Barevny kód  
Kod barwy

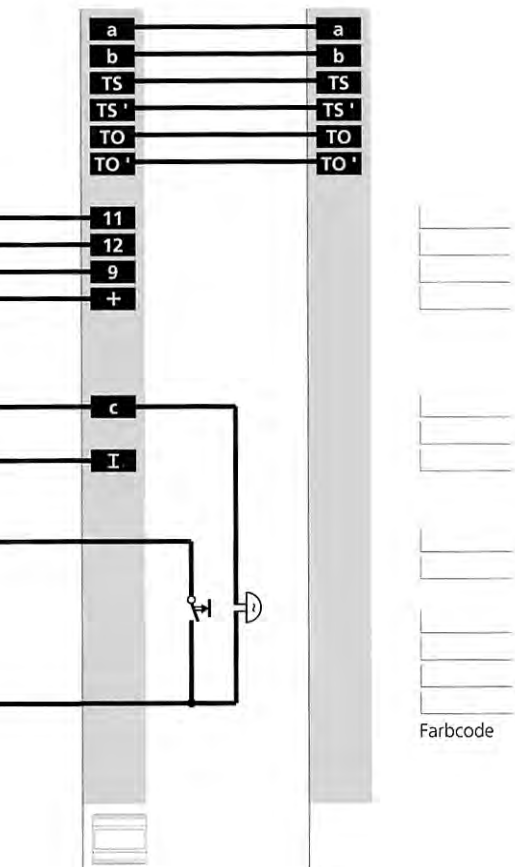
**Gerätebedarf**  
Appliance requirement  
Appareils nécessaires  
Distinta materiali  
Benodigde apparatuur  
Komponentbehov  
Komponentbehov  
Potřeba přístrojů  
Zapotrzebowania urządzenia

**Hinweise**  
Remarks  
Remarques  
Awertenze  
Aanwijzingen  
Bemærkinger  
Hänvisning  
Poznámky  
Wskazówka

**Zubehör**  
Accessories  
Accessoires  
Accessori  
Accessoires  
Tilbehør  
Tilbehør  
Příslušenství  
Dodatek



|              |   |            |                        |                        |                        |
|--------------|---|------------|------------------------|------------------------|------------------------|
| Gerätebedarf | TLM 511-...<br>TM 511-...<br>Siedle Vario | NG 402-... | HT 611-01<br>+ Zubehör | HT 611-01<br>+ Zubehör | HT 611-01<br>+ Zubehör |
| Hinweise     | a)  |            | c)                     | c)                     | c)                     |



Farbcode

\_\_\_\_\_

\_\_\_\_\_

\_\_\_\_\_

\_\_\_\_\_

\_\_\_\_\_

\_\_\_\_\_

\_\_\_\_\_

\_\_\_\_\_

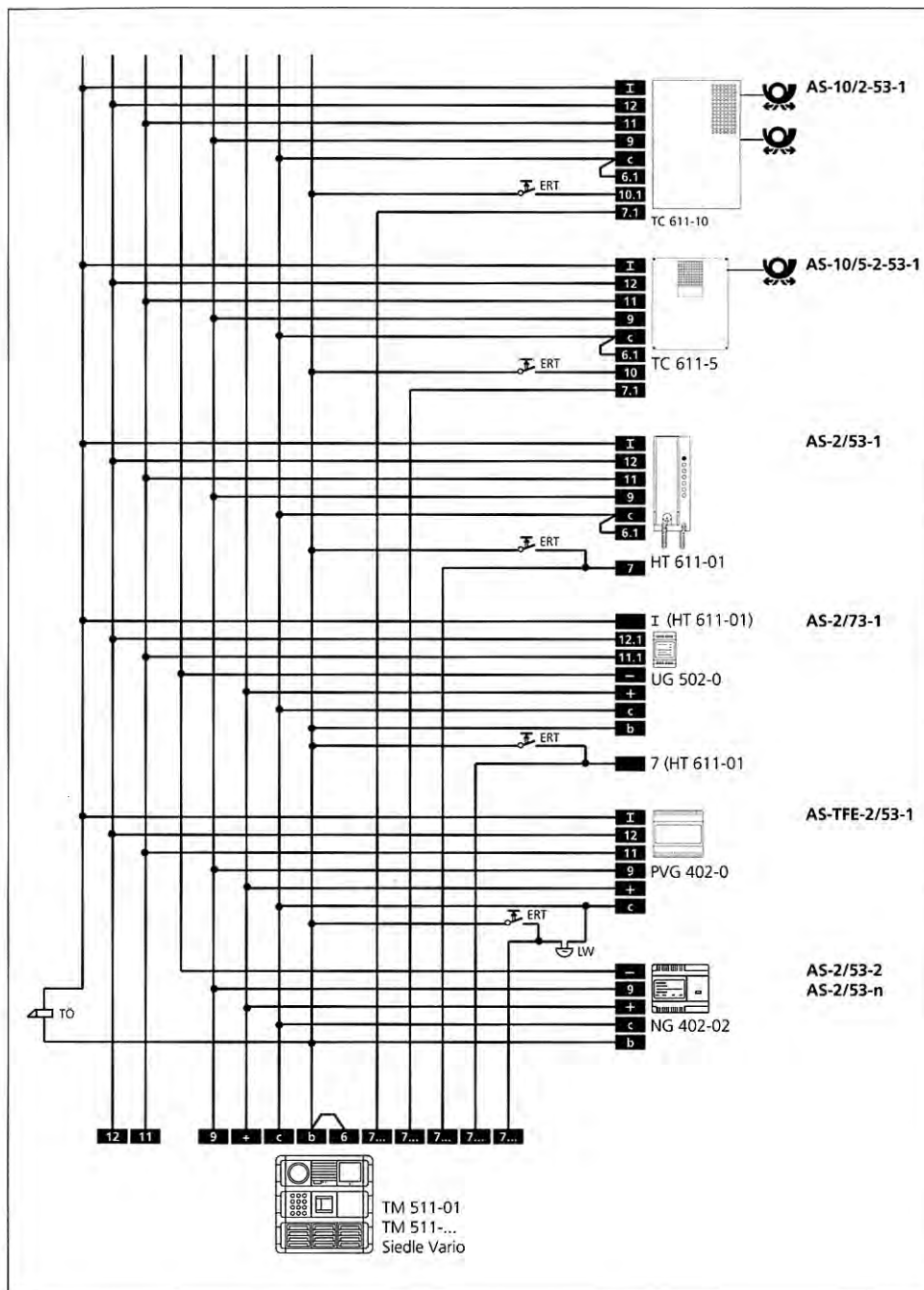
**Farbcode**  
 Colour code  
 Code couleur  
 Codice dei colori  
 Kleurcode  
 Farvkode  
 Färgkod  
 Barevny kód  
 Kod barwy

**Gerätebedarf**  
 Appliance requirement  
 Appareils nécessaires  
 Distinta materiali  
 Benodigde apparatuur  
 Komponentbehov  
 Komponentbehov  
 Potreba prístrojů  
 Zapotrzebowanie urządzeń

**Hinweise**  
 Remarks  
 Remarques  
 Avvertenze  
 Aanwijzingen  
 Bemærkinger  
 Hänvisning  
 Poznámky  
 Wskazówki

**Zubehör**  
 Accessories  
 Accessoires  
 Accessori  
 Accessoires  
 Tilbehør  
 Tilbehør  
 Příslušenství  
 Dodatek

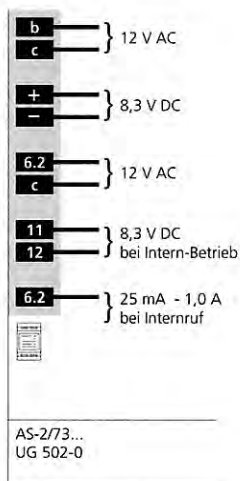
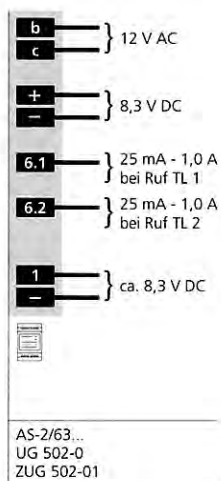
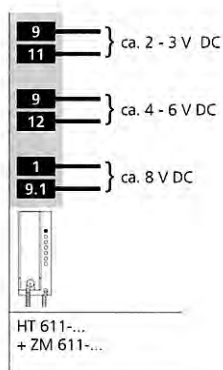
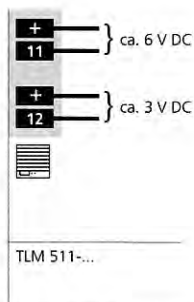
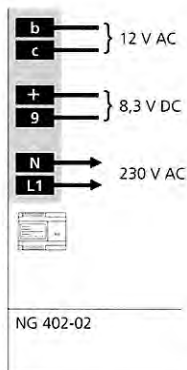
|           |   |
|-----------|---|
| PVG 402-0 | Anschluß an FTA-Zentrale oder Verbindungsdose |
| l)        |   |



**Meßwerte**  
**Measurements**  
**Valeurs des mesures électriques**

**Valore misurate**  
**Meetwaarde**  
**Måleværdier**

**Mått**  
**Naměre né hodnoty**  
**Parametry pomiarowe**







---

**SSS SIEDLE**

S. Siedle & Söhne

Postfach 1155  
D-78113 Furtwangen  
Bregstraße 1  
D-78120 Furtwangen

Telefon +49 7723 63-0  
Telefax +49 7723 63-300  
[www.siedle.de](http://www.siedle.de)  
[info@siedle.de](mailto:info@siedle.de)

© 06.08  
Printed in Germany  
Best. Nr. 0-1108/014878